

DAVIDSON  
COUNTY

# FOOD SYSTEM PROFILE

This county profile & policy toolkit has been created as part of the Piedmont Triad Regional Food System Assessment, conducted in 2020 by the Piedmont Triad Regional Food Council, an initiative of the Piedmont Triad Regional Council of Governments.

The profiles are intended to provide a snapshot of results in a number of research areas, including food security, supply chains, food and farm production, and economic development.

If you're ready to get involved, read through for resources that can be leveraged to contribute to your county's food system and contact information for local leaders and other agencies working near you.

You can also view the full food system assessment report online at [carolinacreators.com/ptrfc-regional-food-assessment/](http://carolinacreators.com/ptrfc-regional-food-assessment/).



PIEDMONT TRIAD  
REGIONAL FOOD COUNCIL

FOOD INSECURITY

# WHERE FOOD DOESN'T TRAVEL

All counties showed high rates of adult & child food insecurity rates before COVID-19, with children and communities of color at the highest risk. Numbers could rise by 10% or more in 2021.

see the full analysis at <https://carolinacreators.com/ptrfc-regional-food-assessment/>

The food insecurity rate is projected to increase by at least 5% in every county in the Triad region, with the child food insecurity rate increasing by nearly 10% in every county. Older adults are also at higher risk due to the pandemic.

The six counties with the highest food insecurity rates are all rural counties, where economic impacts from the pandemic are expected to be worse. Child rates are consistently over 10% in all counties for every year of data we have.

## EVERYONE DESERVES GOOD FOOD



# PRODUCE, SELL, DISTRIBUTE

*NAICS analysis of seven food production & distribution industries shows that the Triad sees \$28 billion in food system related sales supporting over 6,400 businesses*

*see the full analysis at <https://carolinacreators.com/ptrfc-regional-food-assessment/>*

There are over one million acres in the Piedmont Triad that are being operated on in a farming capacity with 9,408 farms total. The 12-county Piedmont Triad region sold \$1,072,818,000 in agricultural products in 2017.

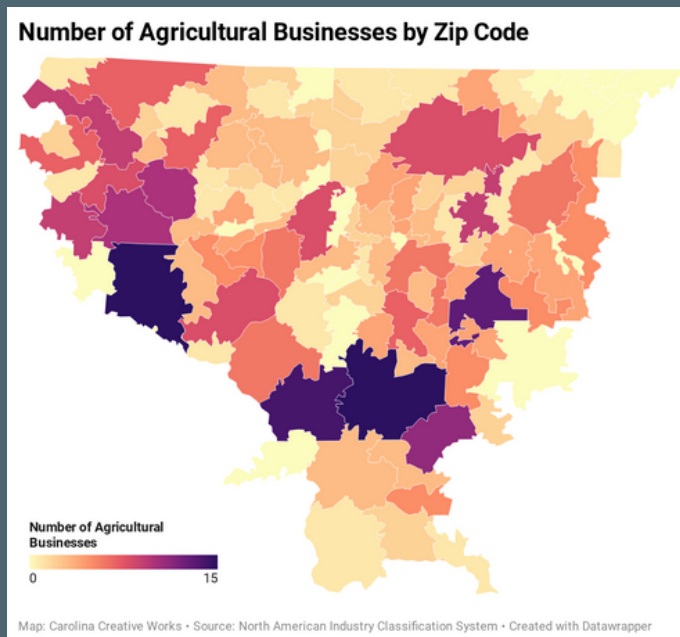
For ag infographics by county, please see <https://localfood.ces.ncsu.edu/2020/08/resource-highlight-updated-local-farms-and-food-profiles/> (these are the updated 2017 Ag Census infographics for each county from CEFS).

## WHY FOOD MATTERS

# 525 \$2.1 BILLION

Davidson is home to 533 food businesses in seven industry sectors

Those businesses collectively bring in over \$2 billion in annual sales, ranging from wholesale to restaurants to food producers to purveyors of storage and distribution services.



# WHO GROWS YOUR FOOD?

Each county's 2017 Agriculture Census data was analyzed for demographic indicators such as age, gender, and race.

see the full analysis at <https://carolinacreators.com/ptrfc-regional-food-assessment/>

Regionally, most small farms are only bringing in up to \$100,000 (38,699 farms); most of the economic value is in large farms that bring in \$1 million or more (3,442 farms) or between \$250,000-\$999,999 (4,277 farms).

The total number of acres in production in the Triad region is well over a million, operated by almost 9,500 farms and bringing in more than \$1 billion in sales in the latest data available.

## Race/Ethnicity Comparison of Principal Farm Operators to Overall Population: Davidson County

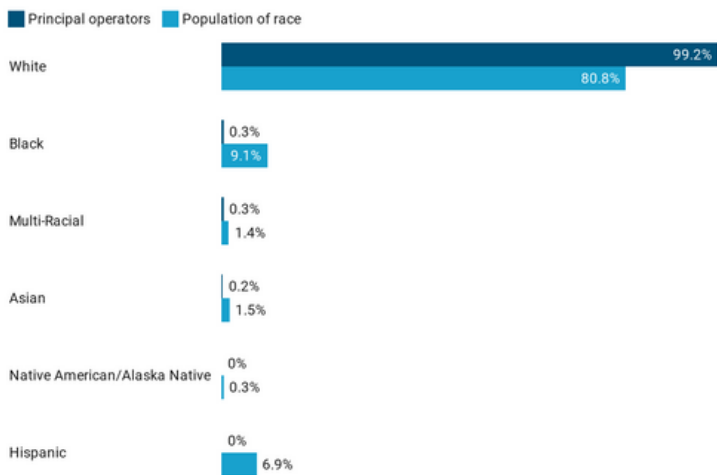


Chart: Enoch Sarku • Source: Social Explorer Tables: ACS 2017 (5-Year Estimates) (SE), ACS 2017 (5-Year Estimates), Social Explorer, U.S. Census Bureau • Created with Datawrapper

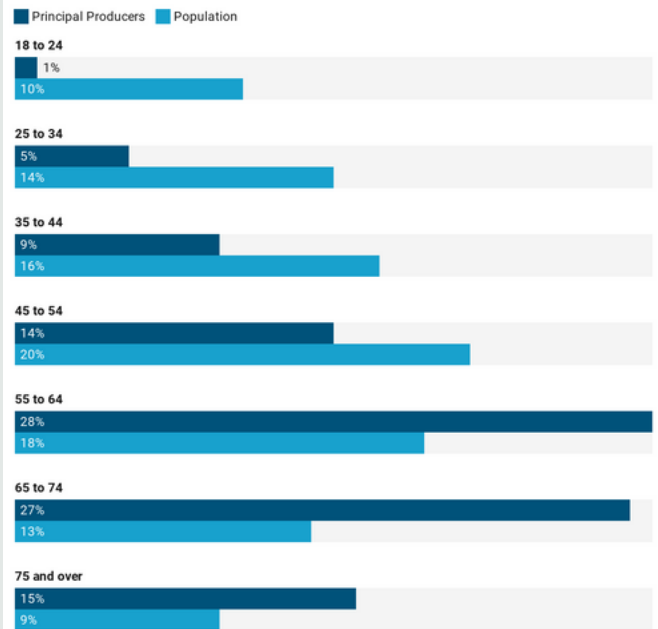
Davidson's principal producers are unevenly distributed among age groups, with well over half being 55 and over.

In terms of gender, there is also a sizable gap between men and women that are principal producers, with a 76-24 percent split.

Over 99% of Davidson County's principal producers are white.

## Age Comparison of Principal Farm Operators to Overall Population: Davidson County

This chart demonstrates the age disparities between principal producers and the overall population. In general, people under the age of 55 comprise a lower proportion of principal producers compared to the overall population, whereas people 55 and older comprise a larger proportion of principal producers compared to the overall population.



## Comparison of Principal Farm Operators to Population by Gender - Davidson



Chart: Enoch Sarku • Source: Social Explorer Tables: ACS 2017 (5-Year Estimates) (SE), ACS 2017 (5-Year Estimates), Social Explorer, U.S. Census Bureau • Created with Datawrapper

# SEEKING EQUITY IN FARMING

---

# Davidson County

Food Supply Chain

---

This is a county overview of the food supply chain of Davidson County, North Carolina. This information is based on the Food Flow Model developed by University of Illinois using Freight Analysis Framework from Oak Ridge National Laboratory, US Ag Census and 8 other databases.

---



FOOD GROWN IN DAVIDSON THAT STAYS IN THE COUNTY DID NOT REACH MEASUREABLE LEVELS \*\*

**20 MILLION**

KG OF FOOD GROWN IN DAVIDSON STAYS IN PIEDMONT TRIAD REGION



**142 MILLION**

KG OF FOOD IS IMPORTED FROM THE PIEDMONT TRIAD REGION



**274 MILLION**

**(93%)**

KG OF FOOD GROWN IN DAVIDSON LEAVES THE PIEDMONT TRIAD REGION



**192 MILLION**

**(57%)**

KG OF FOOD IMPORTED FROM OUTSIDE THE PIEDMONT TRIAD REGION



# REGIONAL RECOMMENDATIONS

Although we've only included high-level recommendations here, you can view all the recommendations in the final section of the full report at [ptrc.org/triadfoodcouncil](http://ptrc.org/triadfoodcouncil). **The regional food council will be working closely with county partners to create a five-year workplan with strategic goals in each research area for each county.** If you're interested in being involved in setting priorities and co-creating programs and projects, please contact Jennifer Bedrosian, PTRFC Food System Coordinator, at [jbedrosian@ptrc.org](mailto:jbedrosian@ptrc.org).

## EQUITY AND JUSTICE

- Engage leaders of color in small and grassroots organizations across the Triad in co-creating food system strategies
- Serve as a voice to advocate for state and federal policy changes that can have a real impact on equity in local communities
- Prioritize council actions in a manner that ensures equitable support, including reserving loan funds for farmers and food producers of color and rural businesses and prioritizing underserved recipients in shared gifting processes
- Reduce the administrative burden required for underserved communities to be involved in and take ownership of the food system, both through internal programs and through external relationships

## IMPLEMENTATION OF FOOD SYSTEM STRATEGIES

- Co-create action plan strategies with county and community partners
- Expand PTRFC audience & partnerships, especially with grassroots and community-level advocates and local governments
- Maintain paid apprenticeship programs to support council development & encourage youth participation in the food system
- Implement regular council-to-community listening sessions

## FOOD SECURITY

- Support resources that provide services to benefit all partners, such as translation services, assistance with online benefits access, and funding for innovative programs
- Integrate food access into transportation planning at the regional and local level through PTRC's management of regional transportation processes
- Integrate food system needs into regional and local economic development strategies, such as through recruitment of grocery and food retail and capital programs for food & farm businesses
- Advocate for school district food programs that are flexible and innovative (especially post-COVID-19 approaches) and work with school districts to implement regionally
- Build small grant programs that support food access at a micro level, such as community gardens, microgardens, fresh produce distribution, and other strategies to increase healthy food access

## FOOD & FARM PRODUCTION AND ECONOMIC IMPACT

- Partner with Cooperative Extension, local economic development agencies, and Small Business Centers to leverage resources for small businesses navigating the pandemic and associated economic impacts
- Map and support microfarms with the assistance of community partners
- Work with existing lenders to expand access to capital for entrepreneurs of color, and to build PTRC's own lending policies in a way that supports underserved entrepreneurs
- Encourage adoption of Food Access Plans and updated Land / Unified Development Ordinances at county and municipal levels
- Promote adoption of the NC 10% Campaign and NC Farm to School programs and aim for 100% participation in both programs in all counties by the end of 2021
- Leverage Opportunity Zones for development of food & farm infrastructure and supply chains
- Work directly with county governments & form a supply chain subcommittee that serves as the connecting agency for counties interested in working together to increase both import/export relationships and shared infrastructure development

# GET INVOLVED



**PIEDMONT TRIAD**  
REGIONAL FOOD COUNCIL

[PTRC.ORG/TRIADFOODCOUNCIL](http://PTRC.ORG/TRIADFOODCOUNCIL)

**PIEDMONT TRIAD  
REGIONAL FOOD  
COUNCIL  
REPRESENTATIVE**

JOIN THE COUNCIL TODAY!



@TRIADFOODCOUNCIL

## **YOUR COUNTY'S REPRESENTATIVES ON THE REGIONAL COUNCIL OF GOVERNMENTS**

Commissioner Don Truell  
Mayor Larry Ward, Town of Denton  
[lward2004@triad.rr.com](mailto:lward2004@triad.rr.com)

## **STATE GOVERNMENT REPRESENTATIVES**

Representative Steve Jarvis  
[steve.jarvis@ncleg.gov](mailto:steve.jarvis@ncleg.gov)  
Representative Larry W. Potts  
[larry.potts@ncleg.gov](mailto:larry.potts@ncleg.gov)  
Senator Eddie Callimore  
[eddie.gallimore@ncleg.net](mailto:eddie.gallimore@ncleg.net)

## **DATA SOURCES**

US Agriculture Census (2012, 2017)  
NAICS  
Bureau of Labor Statistics  
Feeding America Map the Meal Gap  
NC DHHS FNS  
Second Harvest Food Bank

*Please visit [ptrc.org/triadfoodcouncil](http://ptrc.org/triadfoodcouncil) for the full report with methodology and data sources in detail.*

see the full report at  
[carolinacreators.com/ptrfc-regional-food-assessment](http://carolinacreators.com/ptrfc-regional-food-assessment)