

2022

# DAVIDSON COUNTY

## Demographic Overview



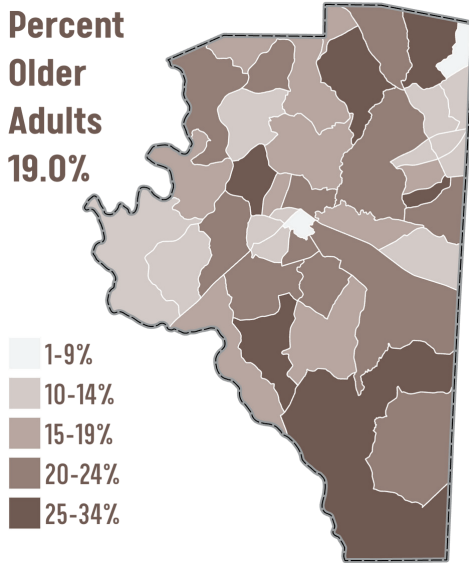
### POPULATION

2022 Population Facts	COUNTY		STATE	
	TOTAL	65+	TOTAL	65+
Population	174,101	33,084	10,705,403	1,876,555
% Minority	21.9%	10.9%	38.3%	23.0%
% Change 2012-2022	7.0%	32.2%	10.1%	40.3%
% Projected Change 2022-2042	17.2%	34.4%	23.7%	47.7%
Median Household Income	\$58,473	\$41,702	\$66,186	\$49,257
% Poverty	13.9%	9.3%	13.3%	9.8%
% Less than High School Education	13.4%	18.0%	10.7%	13.1%
% Bachelor's Degree or Higher	19.5%	16.7%	31.1%	28.7%
% Live Alone	10.2%	27.4%	11.4%	26.9%
% With a Disability	15.3%	37.3%	13.3%	33.6%
% Speak English less than very well	2.8%	1.6%	4.6%	2.5%

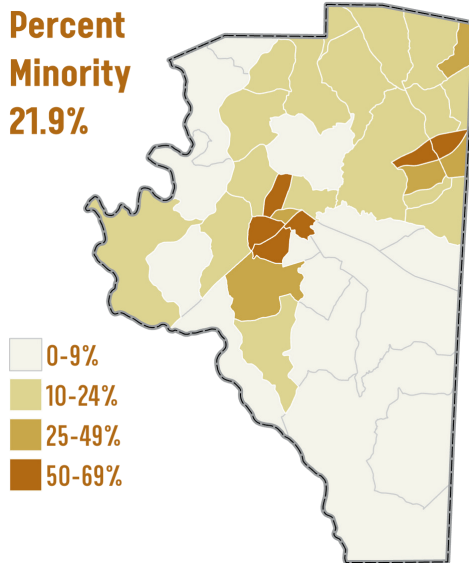
The older adult population (65+) is growing faster than the total population.

Over the next 20 years, the older adult population will increase by 34.4% while the total population will only increase by 17.2%.

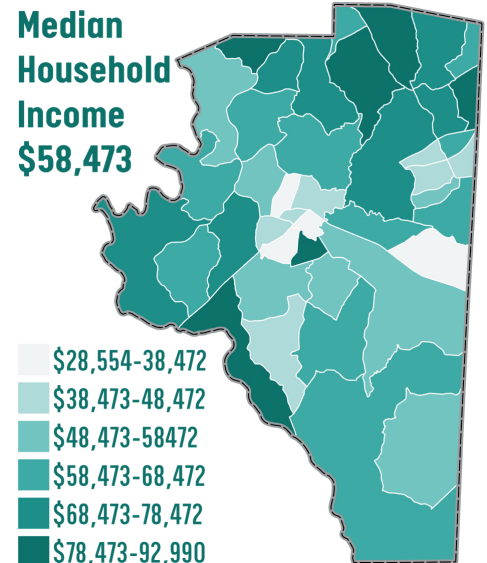
### Percent Older Adults 19.0%



### Percent Minority 21.9%



### Median Household Income \$58,473



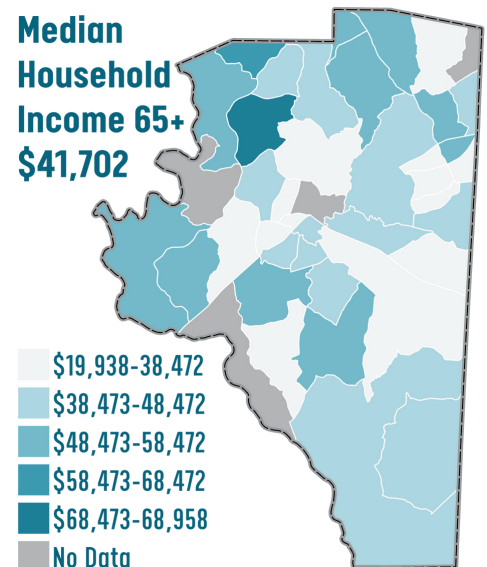
### AGE COMPOSITION

Total Population:	(#)	(%)
Under 18	35,373	20.3%
18-64	105,644	60.7%
65+	33,084	19.0%
Median Age	42.6	

### RACE & ETHNICITY

Non-Hispanic:	(#)	(%)
White	132,403	78.1%
Black	16,107	9.5%
Asian	2,574	1.5%
Other	5,123	3.0%
Hispanic	13,291	7.8%
Minority	37,095	21.9%

### Median Household Income 65+ \$41,702



By 2042, the 65+ population is projected to grow to 44,470 making up 21.8% of the population.



PIEDMONT TRIAD  
AREA AGENCY ON AGING

# DAVIDSON COUNTY

## Health Care Facilities & Services

2022

### LONG-TERM CARE FACILITIES

The Piedmont Triad Area Agency on Aging employs long-term care ombudsmen to advocate for residents and their families in nursing homes, adult care homes, and family care homes.

Facility Type:	Count:	Beds:
Adult Care Homes	5	428
Skilled Nursing Homes	8	898
Family Care Homes	1	6
<b>Total Beds:</b>		<b>1,332</b>

The LTC bed rate is 40 beds per 1,000 older adults (65+).

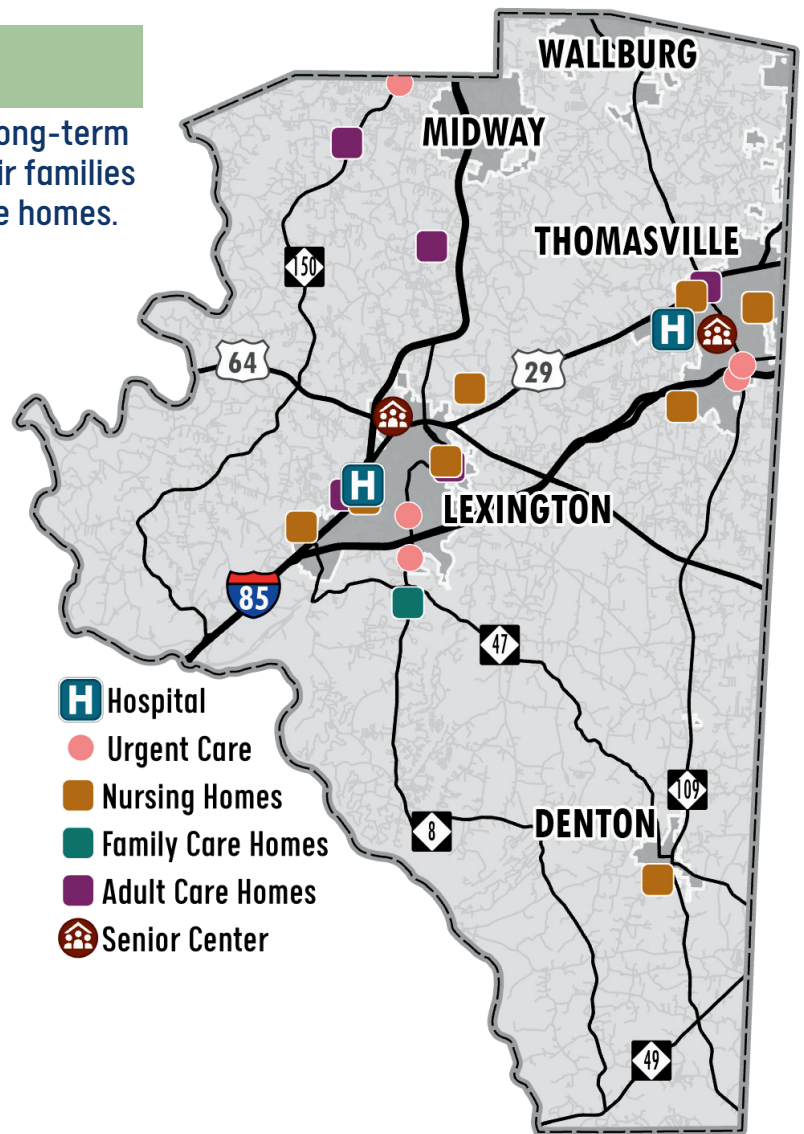
In FY23, state agencies spent more than **\$77M** on services for adult clients (60+) in Davidson County. Skilled nursing care cost accounted for 42%, spending nearly **\$19,000** per client.

### HEALTHCARE FACILITIES

Davidson County is served by two hospital networks, Novant Health in Thomasville and Atrium Health/Wake Forest Baptist Medical Center in Lexington.

Healthcare Professionals:	County Rate	State Rate
Physician	8.1	25.3
Physician Assistant	3.5	8.1
Nurse (NP, RN, LP)	61.9	130.7
Pharmacist	4.2	10.9

\*Rate per 10,000 people



### SENIOR SERVICES

**Davidson County Department of Senior Services** serves as the lead senior services agency in the county, with support from the Area Agency on Aging for its Home Delivered Meals, Medical Transportation, In-Home Aide, & many other services. It also provides referrals to other senior service providers in the county.

Between 2013 and 2023, Medicare enrollment increased by 23%, and prescription drug enrollment increased by 34%, mainly due to the large increase in Medicare Advantage Plans.

