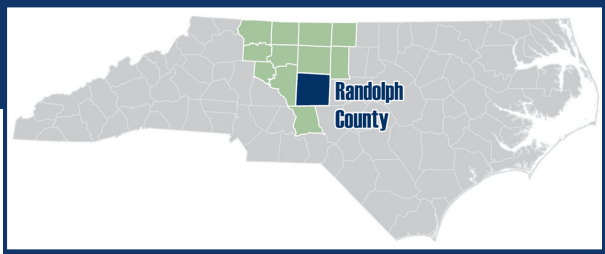


2022

RANDOLPH COUNTY

Demographic Overview

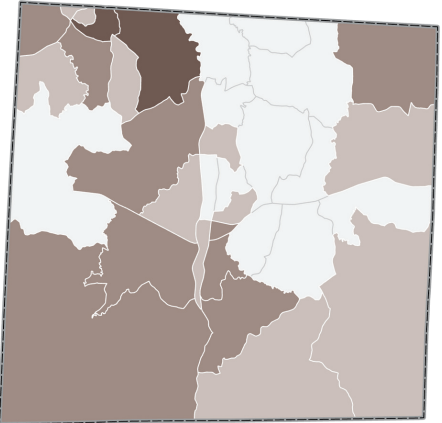


POPULATION

2022 Population Facts	COUNTY		STATE	
	TOTAL	65+	TOTAL	65+
Population	144,836	27,481	10,705,403	1,876,555
% Minority	22.6%	8.8%	38.3%	23.0%
% Change 2012-2022	1.8%	28.2%	10.1%	40.3%
% Projected Change 2022-2042	9.0%	25.0%	23.7%	47.7%
Median Household Income	\$56,423	\$41,764	\$66,186	\$49,257
% Poverty	14.7%	9.6%	13.3%	9.8%
% Less than High School Education	16.4%	16.4%	10.7%	13.1%
% Bachelor's Degree or Higher	15.5%	16.8%	31.1%	28.7%
% Live Alone	10.6%	27.1%	11.4%	26.9%
% With a Disability	17.2%	37.7%	13.3%	33.6%
% Speak English less than very well	4.5%	1.1%	4.6%	2.5%

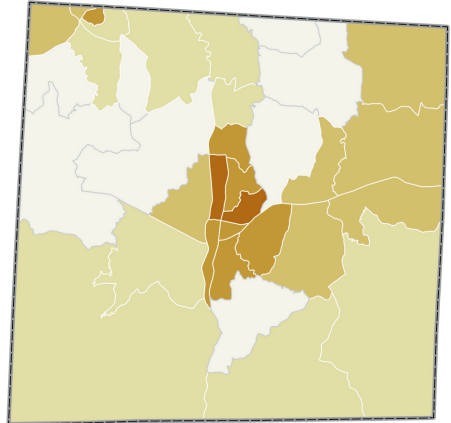
The older adult population (65+) is growing faster than the total population.

Over the next 20 years, the older adult population will increase by 25% while the total population will only increase by 9%.



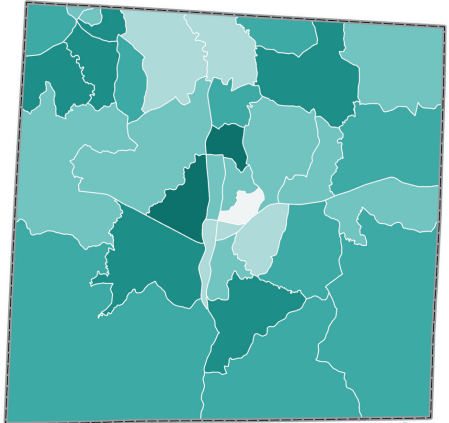
Percent Older Adults 19.0%

- 7-14%
- 15-19%
- 20-24%
- 25-26%



Percent Minority 22.6%

- 1-9%
- 10-19%
- 11-29%
- 30-49%
- 51-65%



Median Household Income \$56,423

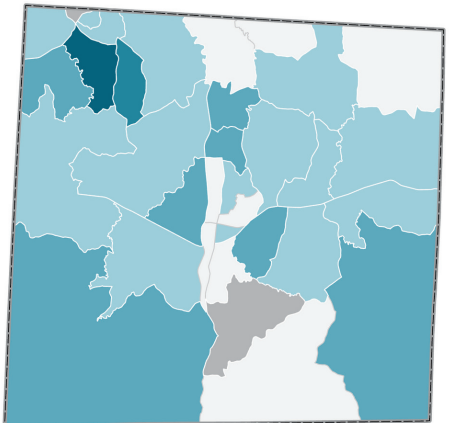
- \$35,481-36,422
- \$36,423-46,422
- \$46,423-56,422
- \$56,423-66,422
- \$66,423-76,422
- \$76,423-95,821

AGE COMPOSITION

Total Population:	(#)	(%)
Under 18	30,236	20.9%
18-64	87,119	60.2%
65+	27,481	19.0%
Median Age	41.4	

RACE & ETHNICITY

Non-Hispanic:	(#)	(%)
White	111,829	77.4%
Black	79,76	5.5%
Asian	1,714	1.2%
Other	5,047	3.5%
Hispanic	17,837	12.4%
Minority	32,574	22.6%



Median Household Income 65+ \$41,764

- \$23,494-36,422
- \$36,423-46,422
- \$46,423-56,422
- \$56,423-66,422
- \$66,423-72,083
- No Data

By 2042, the 65+ population is projected to grow to 34,348 making up 21.8% of the population.



PIEDMONT TRIAD
AREA AGENCY ON AGING

RANDOLPH COUNTY

Health Care Facilities & Services

2022

LONG-TERM CARE FACILITIES

The Piedmont Triad Area Agency on Aging employs long-term care ombudsmen to advocate for residents and their families in nursing homes, adult care homes, and family care homes.

Facility Type:	Count:	Beds:
Adult Care Homes	6	527
Skilled Nursing Homes	6	720
Family Care Homes	3	17
Total Beds:		1,264

The LTC bed rate is 46 beds per 1,000 older adults (65+)

In FY23, state agencies spent more than **\$72M** on services for adult clients (60+) in Randolph County. Skilled nursing care cost accounted for **45%**, spending nearly **\$21,000** per client.

HEALTHCARE FACILITIES

Randolph County is served by the Randolph Health Hospital in Asheboro along with several urgent care locations, providing a wide range of medical services to residents close to home.

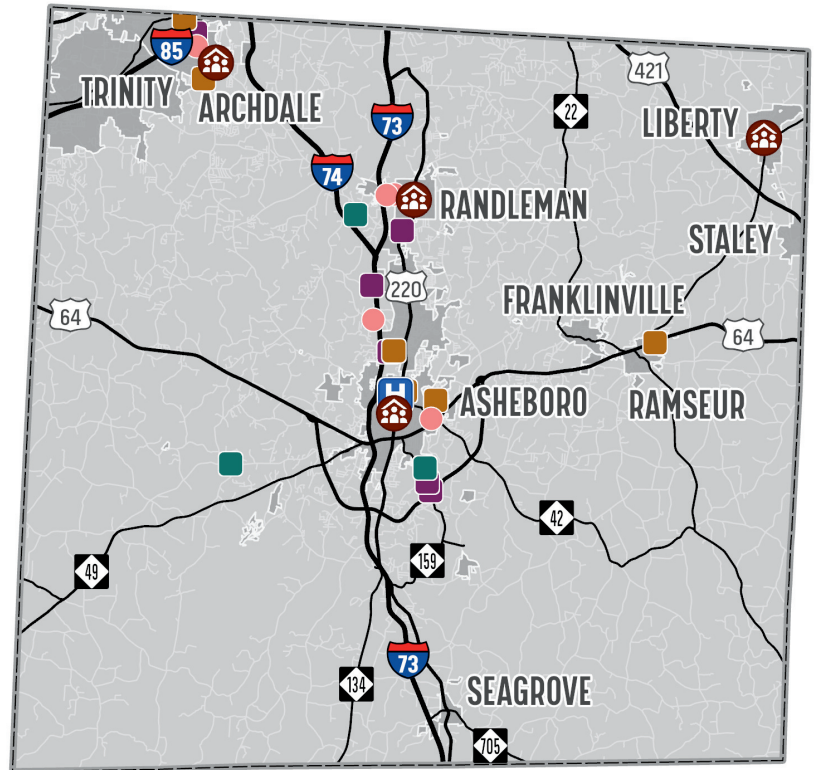
Healthcare Professionals:	County Rate	State Rate
Physician	7.1	25.3
Physician Assistant	3.2	8.1
Nurse (NP, RN, LP)	59.9	130.7
Pharmacist	4.6	10.9

*Rate per 10,000 people

Piedmont Triad Regional Council
 Area Agency on Aging
 (336) 904-0300
 www.ptarc.org



PIEDMONT TRIAD
 AREA AGENCY ON AGING



- Senior Services
- Hospital
- Urgent Care
- Nursing Home
- Family Care Home
- Adult Care Home

COUNTY SENIOR SERVICES

The **Randolph Senior Adults Association** serves as the lead senior services agency in the county, with support from the Area Agency on Aging for Home Delivered Meals, Family Caregiver Support Program, Information/Options Counseling, & many other services. It also provides referrals to other senior service providers in the county.

Between 2013 and 2023, Medicare enrollment increased by **21%**, and prescription drug enrollment increased by **31%**, mainly due to the large increase in Medicare Advantage Plans.

Data Sources:

NCOSBM Population Estimates & Projections
 US Census Bureau 2022 ACS
 PTRC AAA
 UNC Sheps Center