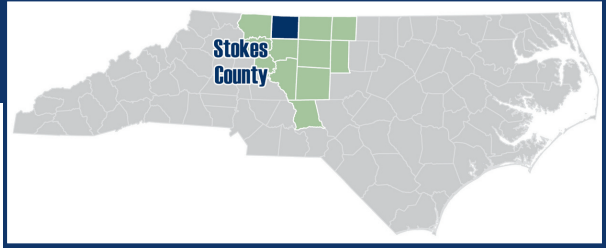


2022

STOKES COUNTY

Demographic Overview

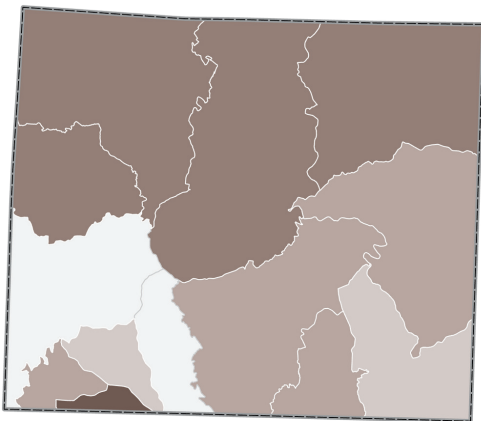


POPULATION

2022 Population Facts	COUNTY		STATE	
	TOTAL	65+	TOTAL	65+
Population	45,237	9,920	10,705,403	1,876,555
% Minority	10.2%	5.7%	38.3%	23.0%
% Change 2012-2022	-2.7%	24.9%	10.1%	40.3%
% Projected Change 2022-2042	5.0%	33.7%	23.7%	47.7%
Median Household Income	\$57,539	\$41,827	\$66,186	\$49,257
% Poverty	12.0%	9.7%	13.3%	9.8%
% Less than High School Education	12.7%	17.7%	10.7%	13.1%
% Bachelor's Degree or Higher	15.2%	12.9%	31.1%	28.7%
% Live Alone	13.0%	30.4%	11.4%	26.9%
% With a Disability	19.8%	35.4%	13.3%	33.6%
% Speak English less than very well	0.6%	0.2%	4.6%	2.5%

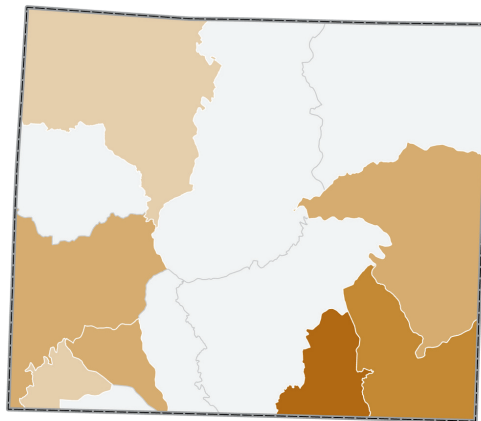
The older adult population (65+) is growing faster than the total population.

Over the next 20 years, the older adult population will increase by **33.7%** while the total population will only increase by **5.0%**.



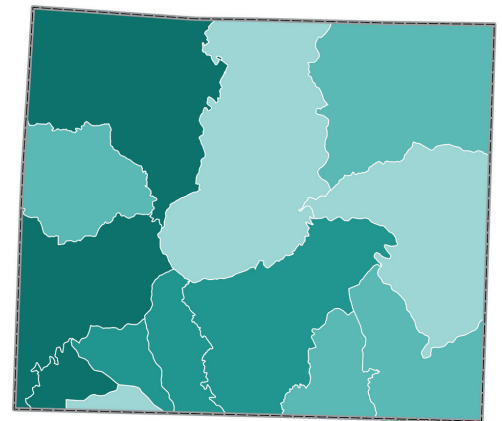
Percent Older Adults 21.9%

- 12-14%
- 15-19%
- 20-24%
- 25-29%
- 30-34%



Percent Minority 10.2%

- 2-4%
- 5-9%
- 10-19%
- 20-29%
- 30%+



Median Household Income \$57,539

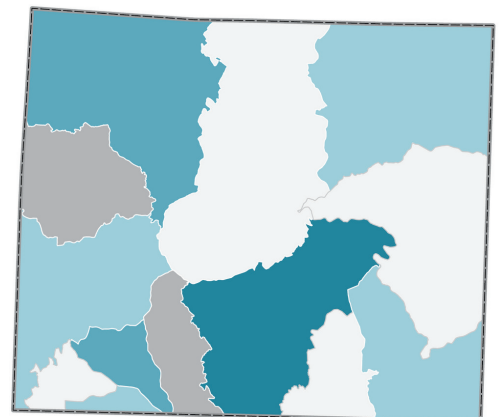
- \$27,539-37,538
- \$37,539-47,538
- \$47,539-57,538
- \$57,539-67,538
- \$67,538-76,863

AGE COMPOSITION

Total Population:	(#)	(%)
Under 18	7,884	17.4%
18-64	27,433	60.6%
65+	9,920	21.9%
Median Age	47.4	

RACE & ETHNICITY

Non-Hispanic:	(#)	(%)
White	40,118	89.8%
Black	1,943	4.3%
Asian	19	0.0%
Other	1,013	2.3%
Hispanic	1,603	3.6%
Minority	4,578	10.2%



Median Household Income 65+ \$41,827

- \$25,909-37,538
- \$37,539-47,538
- \$47,539-57,538
- \$57,539-67,538
- \$67,539+
- No Data

By 2042, the 65+ population is projected to grow to **13,261** making up **27.9%** of the population.



PIEDMONT TRIAD
AREA AGENCY ON AGING

STOKES COUNTY

Health Care Facilities & Services

2022

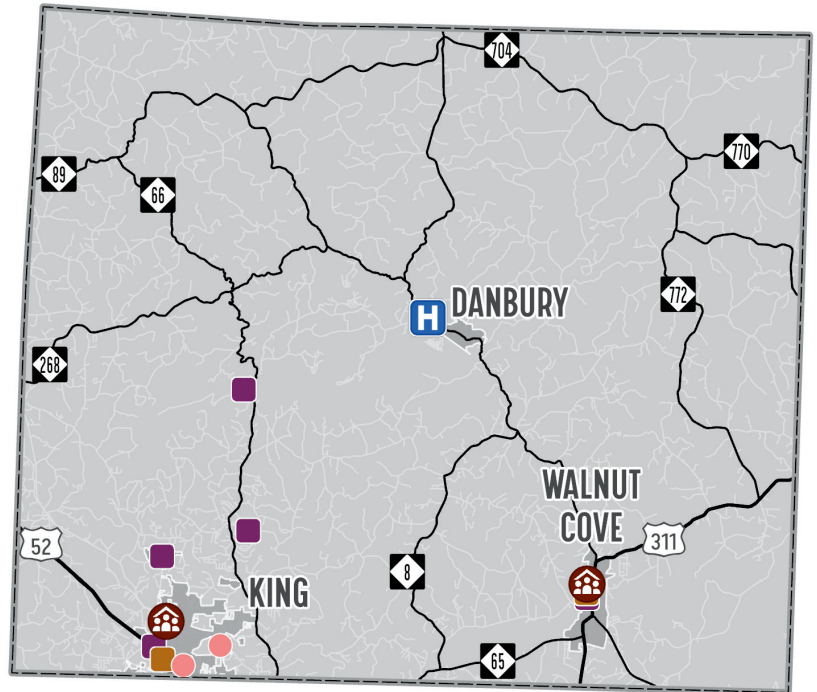
LONG-TERM CARE FACILITIES

The Piedmont Triad Area Agency on Aging employs long-term care ombudsmen to advocate for residents and their families in nursing homes, adult care homes, and family care homes.

Facility Type:	Count:	Beds:
Adult Care Homes	5	247
Skilled Nursing Homes	4	350
Family Care Homes	0	0
Total Beds:		597

The LTC bed rate is 60 beds per 1,000 older adults (65+).

In FY23, state agencies spent more than \$28M on services for adult clients (60+) in Stokes County. Skilled nursing care cost accounted for 45%, spending nearly \$25,000 per client.



- Senior Services
- Hospital
- Urgent Care
- Nursing Home
- Family Care Home
- Adult Care Home

HEALTHCARE FACILITIES

Stokes County is served by the LifeBrite Hospital in Danbury and several urgent care locations in King, providing a wide range of medical services to residents close to home.

Healthcare Professionals:	County Rate	State Rate
Physician	4.0	25.3
Physician Assistant	1.3	8.1
Nurse (NP, RN, LP)	65.9	130.7
Pharmacist	7.3	10.9

*Rate per 10,000 people

SENIOR SERVICES

Stokes County Senior Services serves as the lead senior services agency in the county. With support from the Area Agency on Aging, they provide Home Delivered Meals, Congregate Nutrition, Medical Transportation & many other services. They also provide referrals to other senior service providers in the county.

Between 2013 and 2023, Medicare enrollment increased by 29%, and prescription drug enrollment increased by 37%, mainly due to the large increase in Medicare Advantage Plans.

