

2014

Davie County Community Health Assessment



Table of Contents

| | |
|--|-------|
| Executive Summary | 3-5 |
| Geography & History..... | 6-7 |
| Priorities..... | 8 |
| Conclusion and Action Plans..... | 9 |
| Appendix A-Databook-Secondary Data..... | 10-43 |
| Demographics..... | 10-26 |
| Education..... | 27-29 |
| Leading Causes of Death..... | 30-31 |
| Suicide..... | 32 |
| Obesity..... | 33-35 |
| STD, Infant Mortality, Oral Health..... | 36 |
| Environmental..... | 37 |
| Transportation..... | 38 |
| Cancer..... | 39 |
| Peer County Data..... | 40 |
| Teen Pregnancy Rates..... | 41 |
| Diabetes..... | 42 |
| Disparities and Crime..... | 43 |
| Appendix B-Community Resource Guide..... | 44-49 |
| Appendix C-Community Survey (please see attachment)..... | 50 |

Introduction

The following document represents the combined efforts of the Davie County Health Department, Healthy Carolinians of Davie County and many other agencies throughout the community. It is the result of efforts to assess the health needs of Davie County, as required at least every four years by the North Carolina Department of Health & Human Services. The purpose of the Community Health Assessment is to provide an understanding of the current health status and needs of Davie County, along with community strengths, assets, and potential resources to address those needs.

Community Health Assessment Team

The Healthy Carolinians of Davie County Steering Committee served as the Community Health Assessment Team (CHA). The team is made up of 17 members who represent a variety of county agencies, officials, and community volunteers.

| Name | Title | Organization | Committee |
|-----------------------|----------------------------|--------------------------------|---------------------|
| Suzanne Wright | Health Director | Davie County Health Department | Advisory Group |
| Jami Lawhon | Consumer Science Agent | Davie Cooperative Extension | Advisory Group |
| Julie Lanford | Wellness Director | Cancer Services | Advisory Group |
| Brandi Patti | Health Educator Specialist | Health Educator | Project Facilitator |
| Betty Griffith | Community Member | Community Member | Advisory Group |
| Mike Garner | Director | Recreation Department | Work Group |
| Mark Jones | County Commissioner | County | Advisory Group |
| Melinda Beauchamp | Director | Davie United Way | Work Group |
| Sister Susie Dandison | Volunteer | Board of Health | Work Group |
| Dorothy Graham | Community Member | Graham Funeral Home | Advisory Group |
| Kathy Bokeno | Lead School Nurse | Davie County School System | Work Group |
| Kim Harris | Grant Administrator | Davie County | Work Group |
| Lorri Hayes | Director | Domestic Violence | Advisory Group |
| Gena Taylor | Director | Smart Start | Work Group |

The CHA team decided to get as many convenience surveys as we could gather for the assessment. The group decided to use Survey Monkey to gather information. Some county participants completed the survey online and some completed a paper survey and then their answers were entered in to Survey Monkey. Surveys were either emailed and/or hand delivered to: Storehouse for Jesus, Davie County Health Department, Library, All County Employees, Davie County School staff, and Healthy Carolinians Committee. There were a little over 200 community members that completed a questionnaire regarding their health status, health behaviors, and factors that impact their quality of life. The Hispanic (non-English) population was surveyed mostly at A Storehouse For Jesus, Davie County Health Department.

Methodology

The 2014 Davie Community Needs Assessment process was initiated in 2014 with the meeting of the Healthy Carolinians Committee which includes representatives from many local agencies. The survey was distributed online, through email and was also administered as a paper and pen survey. It was broadly advertised and distributed to the general public through a local magazine, website and newspaper.

Acknowledgments

Many thanks go out to all the individuals who assisted with the compiling of data for this year's Community Health Assessment.

Progress Since 2011

Since the last assessment, it seems like agencies are coming together to tackle community needs as a team instead of independently. We now have several committees routinely meeting to address some major issues and seeking funds to fix those issues.

Geography

Davie County is located in the western Piedmont or heartland of the state of North Carolina. Davie County is largely rural and is characterized by rolling farmland, although it is located near surrounding metropolitan areas. The nearest metropolitan area is Winston-Salem, NC, which is located 12 miles to the northeast. The county is 34 miles west of Greensboro, NC, 40 miles north of Charlotte, NC, and 98 miles west of Raleigh, NC. Davie County is bounded on the north by Yadkin County, northeast by Forsyth, east by Davidson, west by Iredell, and south by Rowan. There are 7 townships in Davie County. The Town of Mocksville is the most populated municipality and is also the county seat. The nearest interstate highway is I-40, approximately 3 miles west of Mocksville. US Highway 601 runs north through Mocksville towards Yadkinville and south towards Salisbury; it joins US 64, which leads to Raleigh going east. US Highway 158 also runs through Mocksville and through Bermuda Run; Highway 158 runs northeast towards Winston-Salem. In the northern part of the county, NC Highway 801 runs east through Bermuda Run, then south through the town of Cooleemee towards Rowan County. NC Highway 901 runs west from Iredell County into US Highway 64. The nearest airport offering commercial passenger service is Piedmont Triad International Airport (PTI), located in Greensboro, NC. Interstate Highway 40 provides access to the Charlotte/Douglas International Airport located 55 miles to the south. The Smith Reynolds Airport (Winston-Salem, NC) is used primarily for general aviation and flight training, although some passenger operations take place there. Salisbury (Rowan County) is the closest stop on any passenger railway system; the nearest Greyhound Lines stop is in Winston-Salem, NC. The physical area of Davie County is approximately 265 square miles. Approximately 100% of Davie County residents live within 10 miles of a full-time four-lane highway. The elevation of the county is 802 feet above sea level. The climate in Davie County is relatively mild, with an annual mean temperature of around 58 degrees. The average annual precipitation is around 43 inches.

Historical

The region that became Davie County was settled as early as 1740, when settlers began migrating west of the Yadkin River. Carved from Rowan County in 1836, the county was named in honor of William R. Davie, a Revolutionary War Leader, governor of North Carolina, minister to France, and a leader in the founding of the University of North Carolina. According to records, a small village named “Mocks Old Field” was in existence before the American Revolution, as the area was considered to be centrally located on the main north-to-south and east-to-west routes of travel in North Carolina. Mocks Old Field was used as a secret meeting place for Colonial forces and planners, some of whom were members of Daniel Boone’s family. Daniel Boone lived in Davie County, in the fork of the Yadkin River, for about 13 years. Boone became an important explorer in opening the land across the Appalachians to settlement and paved the way for rapid development of that region. Mocksville, the county seat and the largest town in Davie County, is a historic town that was incorporated in 1839. Other incorporated towns in the county include Cooleemee, incorporated in 1985, and Bermuda Run, incorporated in 1999. Other townships include Calahaln, Clarksville, Farmington, Fulton, Jerusalem, and Shady Grove. The top agriculture products grown in Davie County include: milk, beef cattle, poultry products, timber, flue-cured tobacco, greenhouse and nursery products, soybeans and corn. Historic area attractions include the Boxwood Lodge; the Center Arbor; the Jesse Clement House; the Cooleemee Plantation; Davie County Courthouse; the former Davie County Jail; Downtown Mocksville Historic District; the Foard-Tatum House; Fulton United Methodist Church; the Hinton Rowan Helper House; the McGuire-Setzer House; North Main Street Historic District; Salisbury Historic District; and the John Edward Bell Shutt House. (From the official Davie County Chamber of Commerce website)



Priorities

1. Cancer
2. Heart Disease
3. Physical Activity

Determining Health Priorities

Davie County continues to evaluate and identify current and emerging health priorities in the community. Using the data provided in this report, members of Healthy Carolinians Steering Committee came together in February 2015 to determine the priorities for the next three years. Members were be given the opportunity to list what they think are the top 3 issues with our county and then the health educator will tally to determine the top 3 results. Members of this committee represent a diverse group of individuals with varying expertise and knowledge and will remain as objective as possible when selecting priorities. The top three priorities and the Community Health Assessment results will be presented to our Board of Health Members in May of 2015.

Conclusion and Action Plans

Conclusion

Davie County is a wonderful place to live. The county has a wide range of opportunities to participate in. There has been some concern with access to health care and mental health services for some time. These factors influence our community so much because people have to drive out of the county for some types of care and that brings up other issues about money, transportation, gas, etc. I think all of these issues have great deal of influence on our resident's health because they may choose not to be treated since they have to drive some distance. Hopefully with our task force working on our three priorities and other committees working on mental health and access to care we can make Davie County a better place. We know these issues won't be solved overnight but having these issues gives us a goal to work towards. Davie County has the potential to be the best and that's what we're striving for.

Dissemination Plan

The Davie County Health Department will disseminate the 2015 Community Health Assessment throughout the community. A press release will be dispersed to all media contacts in the community and a representative from the health department will be available to present findings from this report as requested by community groups and organizations. The complete report will be accessible for download on the Health Department's website as well as printed copies in each Public Library in the county. An executive summary will be completed and it will be emailed to all community leaders, local agencies and organizations.

Board of Health Members:

| | | | |
|--------------------|---------------------|-----------------|-------------------------|
| Dr. Jim Eubanks | Veterinarian Member | Dr. Brian Baker | Optometrist Member |
| Andreia Collins | Public Member | Sara Buchanan | Pharmacist Member-Chair |
| Kathy Cornatzer | Public Member | Vacant | Dentist Member |
| Joe Boyette | Public Member | Kathy Bokeno | Nurse Member |
| Dr. Cleo Austin | Physician Member | Vacant | Engineer Member |
| Richard Poindexter | Commissioner Member | | |

Appendix A-Databook-Secondary Data

| Subject | Number | Percent |
|--------------------|--------|---------|
| SEX AND AGE | | |
| Total population | 41,240 | 100.0 |
| Under 5 years | 2,352 | 5.7 |
| 5 to 9 years | 2,666 | 6.5 |
| 10 to 14 years | 2,956 | 7.2 |
| 15 to 19 years | 2,723 | 6.6 |
| 20 to 24 years | 1,689 | 4.1 |
| 25 to 29 years | 1,859 | 4.5 |
| 30 to 34 years | 2,167 | 5.3 |
| 35 to 39 years | 2,720 | 6.6 |
| 40 to 44 years | 2,985 | 7.2 |
| 45 to 49 years | 3,320 | 8.1 |
| 50 to 54 years | 3,216 | 7.8 |
| 55 to 59 years | 3,016 | 7.3 |
| 60 to 64 years | 2,742 | 6.6 |
| 65 to 69 years | 2,183 | 5.3 |
| 70 to 74 years | 1,639 | 4.0 |
| 75 to 79 years | 1,261 | 3.1 |
| 80 to 84 years | 888 | 2.2 |
| 85 years and over | 858 | 2.1 |
| Median age (years) | 42.5 | (X) |

| Subject | Number | Percent |
|-------------------------------|---------------|-------------|
| 16 years and over | 32,647 | 79.2 |
| 18 years and over | 31,489 | 76.4 |
| 21 years and over | 30,175 | 73.2 |
| 62 years and over | 8,484 | 20.6 |
| 65 years and over | 6,829 | 16.6 |
| <u>Male population</u> | 20,136 | 48.8 |
| Under 5 years | 1,252 | 3.0 |
| 5 to 9 years | 1,345 | 3.3 |
| 10 to 14 years | 1,526 | 3.7 |
| 15 to 19 years | 1,415 | 3.4 |
| 20 to 24 years | 852 | 2.1 |
| 25 to 29 years | 907 | 2.2 |
| 30 to 34 years | 1,046 | 2.5 |
| 35 to 39 years | 1,314 | 3.2 |
| 40 to 44 years | 1,486 | 3.6 |
| 45 to 49 years | 1,604 | 3.9 |
| 50 to 54 years | 1,578 | 3.8 |
| 55 to 59 years | 1,455 | 3.5 |
| 60 to 64 years | 1,381 | 3.3 |
| 65 to 69 years | 1,007 | 2.4 |
| 70 to 74 years | 792 | 1.9 |
| 75 to 79 years | 541 | 1.3 |
| 80 to 84 years | 339 | 0.8 |
| 85 years and over | 296 | 0.7 |

| Subject | Number Percent | |
|---------------------------------|----------------|-------|
| Median age (years) | 41.4 | (X) |
| 16 years and over | 15,694 | 38.1 |
| 18 years and over | 15,086 | 36.6 |
| 21 years and over | 14,402 | 34.9 |
| 62 years and over | 3,809 | 9.2 |
| 65 years and over | 2,975 | 7.2 |
| <u>Female population</u> | 21,104 | 51.2 |
| Under 5 years | 1,100 | 2.7 |
| 5 to 9 years | 1,321 | 3.2 |
| 10 to 14 years | 1,430 | 3.5 |
| 15 to 19 years | 1,308 | 3.2 |
| 20 to 24 years | 837 | 2.0 |
| 25 to 29 years | 952 | 2.3 |
| 30 to 34 years | 1,121 | 2.7 |
| 35 to 39 years | 1,406 | 3.4 |
| 40 to 44 years | 1,499 | 3.6 |
| 45 to 49 years | 1,716 | 4.2 |
| 50 to 54 years | 1,638 | 4.0 |
| 55 to 59 years | 1,561 | 3.8 |
| 60 to 64 years | 1,361 | 3.3 |
| 65 to 69 years | 1,176 | 2.9 |
| 70 to 74 years | 847 | 2.1 |
| 75 to 79 years | 720 | 1.7 |
| 80 to 84 years | 549 | 1.3 |

| Subject | Number | Percent |
|--|--------|---------|
| 85 years and over | 562 | 1.4 |
| Median age (years) | 43.5 | (X) |
| 16 years and over | 16,953 | 41.1 |
| 18 years and over | 16,403 | 39.8 |
| 21 years and over | 15,773 | 38.2 |
| 62 years and over | 4,675 | 11.3 |
| 65 years and over | 3,854 | 9.3 |
| RACE | | |
| Total population | 41,240 | 100.0 |
| One Race | 40,545 | 98.3 |
| White | 36,100 | 87.5 |
| Black or African American | 2,593 | 6.3 |
| American Indian and Alaska Native | 149 | 0.4 |
| Asian | 239 | 0.6 |
| Asian Indian | 67 | 0.2 |
| Chinese | 49 | 0.1 |
| Filipino | 36 | 0.1 |
| Japanese | 12 | 0.0 |
| Korean | 17 | 0.0 |
| Vietnamese | 20 | 0.0 |
| Other Asian [1] | 38 | 0.1 |
| Native Hawaiian and Other Pacific Islander | 6 | 0.0 |
| Native Hawaiian | 0 | 0.0 |

| Subject | Number | Percent |
|--|--------|---------|
| Guamanian or Chamorro | 0 | 0.0 |
| Samoan | 2 | 0.0 |
| Other Pacific Islander [2] | 4 | 0.0 |
| Some Other Race | 1,458 | 3.5 |
| Two or More Races | 695 | 1.7 |
| White; American Indian and Alaska Native [3] | 152 | 0.4 |
| White; Asian [3] | 61 | 0.1 |
| White; Black or African American [3] | 301 | 0.7 |
| White; Some Other Race [3] | 102 | 0.2 |
| Race alone or in combination with one or more other races: [4] | | |
| White | 36,754 | 89.1 |
| Black or African American | 2,940 | 7.1 |
| American Indian and Alaska Native | 344 | 0.8 |
| Asian | 333 | 0.8 |
| Native Hawaiian and Other Pacific Islander | 25 | 0.1 |
| Some Other Race | 1,585 | 3.8 |
| HISPANIC OR LATINO | | |
| Total population | 41,240 | 100.0 |
| Hispanic or Latino (of any race) | 2,496 | 6.1 |
| Mexican | 1,653 | 4.0 |
| Puerto Rican | 109 | 0.3 |
| Cuban | 20 | 0.0 |
| Other Hispanic or Latino [5] | 714 | 1.7 |
| Not Hispanic or Latino | 38,744 | 93.9 |

| Subject | Number | Percent |
|--|--------|---------|
| HISPANIC OR LATINO AND RACE | | |
| Total population | 41,240 | 100.0 |
| Hispanic or Latino | 2,496 | 6.1 |
| White alone | 843 | 2.0 |
| Black or African American alone | 41 | 0.1 |
| American Indian and Alaska Native alone | 43 | 0.1 |
| Asian alone | 11 | 0.0 |
| Native Hawaiian and Other Pacific Islander alone | 0 | 0.0 |
| Some Other Race alone | 1,419 | 3.4 |
| Two or More Races | 139 | 0.3 |
| Not Hispanic or Latino | 38,744 | 93.9 |
| White alone | 35,257 | 85.5 |
| Black or African American alone | 2,552 | 6.2 |
| American Indian and Alaska Native alone | 106 | 0.3 |
| Asian alone | 228 | 0.6 |
| Native Hawaiian and Other Pacific Islander alone | 6 | 0.0 |
| Some Other Race alone | 39 | 0.1 |
| Two or More Races | 556 | 1.3 |
| RELATIONSHIP | | |
| Total population | 41,240 | 100.0 |
| In households | 40,875 | 99.1 |
| Householder | 16,245 | 39.4 |
| Spouse [6] | 9,538 | 23.1 |
| Child | 11,569 | 28.1 |

| Subject | Number | Percent |
|-----------------------------------|--------|---------|
| Own child under 18 years | 8,746 | 21.2 |
| Other relatives | 2,002 | 4.9 |
| Under 18 years | 874 | 2.1 |
| 65 years and over | 314 | 0.8 |
| Nonrelatives | 1,521 | 3.7 |
| Under 18 years | 125 | 0.3 |
| 65 years and over | 151 | 0.4 |
| Unmarried partner | 841 | 2.0 |
| In group quarters | 365 | 0.9 |
| Institutionalized population | 330 | 0.8 |
| Male | 103 | 0.2 |
| Female | 227 | 0.6 |
| Noninstitutionalized population | 35 | 0.1 |
| Male | 23 | 0.1 |
| Female | 12 | 0.0 |
| HOUSEHOLDS BY TYPE | | |
| Total households | 16,245 | 100.0 |
| Family households (families) [7] | 11,944 | 73.5 |
| With own children under 18 years | 4,889 | 30.1 |
| Husband-wife family | 9,538 | 58.7 |
| With own children under 18 years | 3,569 | 22.0 |
| Male householder, no wife present | 712 | 4.4 |
| With own children under 18 years | 367 | 2.3 |

| Subject | Number | Percent |
|---|--------|---------|
| Female householder, no husband present | 1,694 | 10.4 |
| With own children under 18 years | 953 | 5.9 |
| Nonfamily households [7] | 4,301 | 26.5 |
| Householder living alone | 3,700 | 22.8 |
| Male | 1,585 | 9.8 |
| 65 years and over | 404 | 2.5 |
| Female | 2,115 | 13.0 |
| 65 years and over | 1,167 | 7.2 |
| Households with individuals under 18 years | 5,421 | 33.4 |
| Households with individuals 65 years and over | 4,647 | 28.6 |
| Average household size | 2.52 | (X) |
| Average family size [7] | 2.93 | (X) |
| HOUSING OCCUPANCY | | |
| Total housing units | 18,238 | 100.0 |
| Occupied housing units | 16,245 | 89.1 |
| Vacant housing units | 1,993 | 10.9 |
| For rent | 405 | 2.2 |
| Rented, not occupied | 25 | 0.1 |
| For sale only | 369 | 2.0 |
| Sold, not occupied | 169 | 0.9 |
| For seasonal, recreational, or occasional use | 142 | 0.8 |
| All other vacant | 883 | 4.8 |
| Homeowner vacancy rate (percent) [8] | 2.7 | (X) |

| Subject | Number Percent | |
|---|----------------|-------|
| Rental vacancy rate (percent) [9] | 11.6 | (X) |
| HOUSING TENURE | | |
| Occupied housing units | 16,245 | 100.0 |
| Owner-occupied housing units | 13,185 | 81.2 |
| Population in owner-occupied housing units | 32,928 | (X) |
| Average household size of owner-occupied units | 2.50 | (X) |
| Renter-occupied housing units | 3,060 | 18.8 |
| Population in renter-occupied housing units | 7,947 | (X) |
| Average household size of renter-occupied units | 2.60 | (X) |

X Not applicable.

Subject

Estimate Percent

EMPLOYMENT STATUS

| | | |
|--------------------------------------|--------|--------|
| Population 16 years and over | 33,042 | 33,042 |
| In labor force | 19,847 | 60.1% |
| Civilian labor force | 19,804 | 59.9% |
| Employed | 18,133 | 54.9% |
| Unemployed | 1,671 | 5.1% |
| Armed Forces | 43 | 0.1% |
| Not in labor force | 13,195 | 39.9% |
| Civilian labor force | 19,804 | 19,804 |
| Percent Unemployed | (X) | 8.4% |
| Females 16 years and over | 17,172 | 17,172 |
| In labor force | 9,554 | 55.6% |
| Civilian labor force | 9,554 | 55.6% |
| Employed | 8,695 | 50.6% |
| Own children under 6 years | 2,643 | 2,643 |
| All parents in family in labor force | 1,808 | 68.4% |
| Own children 6 to 17 years | 6,277 | 6,277 |
| All parents in family in labor force | 4,364 | 69.5% |

| Subject | Estimate Percent | |
|--|------------------|--------|
| COMMUTING TO WORK | | |
| Workers 16 years and over | 17,889 | 17,889 |
| Car, truck, or van -- drove alone | 14,926 | 83.4% |
| Car, truck, or van -- carpooled | 1,865 | 10.4% |
| Public transportation (excluding taxicab) | 84 | 0.5% |
| Walked | 164 | 0.9% |
| Other means | 151 | 0.8% |
| Worked at home | 699 | 3.9% |
| Mean travel time to work (minutes) | 25.9 | (X) |
| OCCUPATION | | |
| Civilian employed population 16 years and over | 18,133 | 18,133 |
| Management, business, science, and arts occupations | 6,209 | 34.2% |
| Service occupations | 2,849 | 15.7% |
| Sales and office occupations | 4,401 | 24.3% |
| Natural resources, construction, and maintenance occupations | 1,660 | 9.2% |
| Production, transportation, and material moving occupations | 3,014 | 16.6% |
| INDUSTRY | | |
| Civilian employed population 16 years and over | 18,133 | 18,133 |
| Agriculture, forestry, fishing and hunting, and mining | 309 | 1.7% |

| Subject | Estimate Percent | |
|--|------------------|--------|
| Construction | 1,352 | 7.5% |
| Manufacturing | 3,298 | 18.2% |
| Wholesale trade | 300 | 1.7% |
| Retail trade | 2,073 | 11.4% |
| Transportation and warehousing, and utilities | 859 | 4.7% |
| Information | 321 | 1.8% |
| Finance and insurance, and real estate and rental and leasing | 984 | 5.4% |
| Professional, scientific, and management, and administrative and waste management services | 1,369 | 7.5% |
| Educational services, and health care and social assistance | 4,284 | 23.6% |
| Arts, entertainment, and recreation, and accommodation and food services | 1,594 | 8.8% |
| Other services, except public administration | 780 | 4.3% |
| Public administration | 610 | 3.4% |
| CLASS OF WORKER | | |
| Civilian employed population 16 years and over | 18,133 | 18,133 |
| Private wage and salary workers | 14,485 | 79.9% |
| Government workers | 2,557 | 14.1% |
| Self-employed in own not incorporated business workers | 1,065 | 5.9% |
| Unpaid family workers | 26 | 0.1% |
| INCOME AND BENEFITS (IN 2013 INFLATION-ADJUSTED DOLLARS) | | |

| Subject | Estimate Percent | |
|---------------------------------------|------------------|--------|
| Total households | 16,234 | 16,234 |
| Less than \$10,000 | 1,081 | 6.7% |
| \$10,000 to \$14,999 | 846 | 5.2% |
| \$15,000 to \$24,999 | 1,770 | 10.9% |
| \$25,000 to \$34,999 | 1,875 | 11.5% |
| \$35,000 to \$49,999 | 2,522 | 15.5% |
| \$50,000 to \$74,999 | 3,168 | 19.5% |
| \$75,000 to \$99,999 | 2,049 | 12.6% |
| \$100,000 to \$149,999 | 1,714 | 10.6% |
| \$150,000 to \$199,999 | 572 | 3.5% |
| \$200,000 or more | 637 | 3.9% |
| Median household income (dollars) | 50,139 | (X) |
| Mean household income (dollars) | 65,969 | (X) |
| With earnings | 11,867 | 73.1% |
| Mean earnings (dollars) | 67,536 | (X) |
| With Social Security | 5,856 | 36.1% |
| Mean Social Security income (dollars) | 18,398 | (X) |
| With retirement income | 3,709 | 22.8% |
| Mean retirement income (dollars) | 22,015 | (X) |

| Subject | Estimate Percent | |
|---|------------------|--------|
| With Supplemental Security Income | 469 | 2.9% |
| Mean Supplemental Security Income (dollars) | 8,778 | (X) |
| With cash public assistance income | 432 | 2.7% |
| Mean cash public assistance income (dollars) | 5,029 | (X) |
| With Food Stamp/SNAP benefits in the past 12 months | 1,617 | 10.0% |
| Families | 11,769 | 11,769 |
| Less than \$10,000 | 399 | 3.4% |
| \$10,000 to \$14,999 | 238 | 2.0% |
| \$15,000 to \$24,999 | 847 | 7.2% |
| \$25,000 to \$34,999 | 1,349 | 11.5% |
| \$35,000 to \$49,999 | 1,994 | 16.9% |
| \$50,000 to \$74,999 | 2,595 | 22.0% |
| \$75,000 to \$99,999 | 1,749 | 14.9% |
| \$100,000 to \$149,999 | 1,462 | 12.4% |
| \$150,000 to \$199,999 | 535 | 4.5% |
| \$200,000 or more | 601 | 5.1% |
| Median family income (dollars) | 58,530 | (X) |
| Mean family income (dollars) | 76,606 | (X) |
| Per capita income (dollars) | 26,319 | (X) |

| Subject | Estimate Percent | |
|--|------------------|--------|
| Nonfamily households | 4,465 | 4,465 |
| Median nonfamily income (dollars) | 23,415 | (X) |
| Mean nonfamily income (dollars) | 34,936 | (X) |
| Median earnings for workers (dollars) | 29,368 | (X) |
| Median earnings for male full-time, year-round workers (dollars) | 42,857 | (X) |
| Median earnings for female full-time, year-round workers (dollars) | 34,642 | (X) |
| HEALTH INSURANCE COVERAGE | | |
| Civilian noninstitutionalized population | 40,961 | 40,961 |
| With health insurance coverage | 35,682 | 87.1% |
| With private health insurance | 28,318 | 69.1% |
| With public coverage | 13,117 | 32.0% |
| No health insurance coverage | 5,279 | 12.9% |
| Civilian noninstitutionalized population under 18 years | 9,564 | 9,564 |
| No health insurance coverage | 729 | 7.6% |
| Civilian noninstitutionalized population 18 to 64 years | 24,530 | 24,530 |
| In labor force: | 18,777 | 18,777 |
| Employed: | 17,256 | 17,256 |

| Subject | Estimate Percent | |
|---|------------------|-------|
| With health insurance coverage | 14,470 | 83.9% |
| With private health insurance | 13,767 | 79.8% |
| With public coverage | 982 | 5.7% |
| No health insurance coverage | 2,786 | 16.1% |
| Unemployed: | 1,521 | 1,521 |
| With health insurance coverage | 781 | 51.3% |
| With private health insurance | 636 | 41.8% |
| With public coverage | 178 | 11.7% |
| No health insurance coverage | 740 | 48.7% |
| Not in labor force: | 5,753 | 5,753 |
| With health insurance coverage | 4,735 | 82.3% |
| With private health insurance | 3,435 | 59.7% |
| With public coverage | 1,793 | 31.2% |
| No health insurance coverage | 1,018 | 17.7% |
| Percentage of families and people whose income in the past 12 months is below the poverty level | | |
| All families | (X) | 8.2% |
| With related children under 18 years | (X) | 15.9% |
| With related children under 5 years only | (X) | 16.8% |
| Married couple families | (X) | 4.8% |

| Subject | Estimate Percent | |
|--|------------------|-------|
| With related children under 18 years | (X) | 9.5% |
| With related children under 5 years only | (X) | 15.8% |
| Families with female householder, no husband present | (X) | 26.6% |
| With related children under 18 years | (X) | 36.6% |
| With related children under 5 years only | (X) | 21.5% |
| All people | (X) | 13.4% |
| Under 18 years | (X) | 20.3% |
| Related children under 18 years | (X) | 20.1% |
| Related children under 5 years | (X) | 20.9% |
| Related children 5 to 17 years | (X) | 19.9% |
| 18 years and over | (X) | 11.3% |
| 18 to 64 years | (X) | 12.3% |
| 65 years and over | (X) | 7.7% |
| People in families | (X) | 10.5% |
| Unrelated individuals 15 years and over | (X) | 29.9% |

Source: U.S. Census Bureau, 2009-2013- 5-Year American Community Survey

Our unemployment rate has improved since the last assessment in 2011.

Education

Enrollment 2011-2012

| | |
|---------------------------------|-------------|
| Cooleemee Elementary | 465 |
| Cornatzer Elementary | 352 |
| Mocksville Elementary | 669 |
| Pinebrook Elementary | 521 |
| Shady Grove Elementary | 593 |
| William R. Davie Elementary | 361 |
| North Davie Middle | 506 |
| South Davie Middle | 552 |
| William Ellis Middle | 530 |
| Central Davie Academy | 18 |
| Davie County High | 1723 |
| Davie County Early College High | 179 |
| Enrolled Students | 6468 |

Post Graduation Intentions

89% of graduates continued their education in college

52% of the senior class enrolled in 4-year colleges/universities

34% of the senior class enrolled in 2-year junior colleges

3% of students enrolled in a certificate or diploma program

6% of graduates entered the military

4% of graduates entered the workforce

Davie County Early College High School

29 received an additional 2 year Associate in Arts or Science Degree

29 received an additional certificate or diploma in a special area of study

12 received college credits toward a 2 year Associate of Arts or Science Degree

Graduation Rate

4 Year Cohort

2008-2009 Entering 9th Graders Graduating 2011-2012 or Earlier

83.2% Davie County Schools

80.4% State

Davie County High School

83.1% Graduation Rate

Davie County Early College High School

92.5% Graduation Rate

Davie County Schools had the highest SAT schools among any of our neighboring school districts, and ranked 11th highest out of 115 school districts in N.C.

SAT Scores

| 2011-2012 SAT | # Tested | % Tested | Math Score | CR Score | Writing Score | M+CR+W |
|----------------------|-----------|----------|------------|----------|---------------|--------|
| Davie County Schools | 235 | 61.8 | 531 | 510 | 487 | 1528 |
| Early College | 35 | 87.5 | 522 | 523 | 495 | 1540 |
| United States | 1,664,479 | 52.0 | 514 | 496 | 488 | 1498 |
| North Carolina | 63,271 | 68.0 | 506 | 491 | 472 | 1469 |

Note: United States and North Carolina totals include all schools (public and non-public). Percent tested is the number of students taking the SAT divided by the 8th month 12th grade membership.

Source: Davie County School System 2011-2012 Annual Report

Free or Reduced Lunch

| School | Free | Reduced | Total |
|----------------------------|------|---------|-------|
| Central Davie Academy | 31 | 7 | 38 |
| Cooleemee Elementary | 328 | 40 | 368 |
| Cornatzer Elementary | 199 | 34 | 233 |
| Davie High School | 522 | 108 | 630 |
| Early College | 41 | 11 | 52 |
| Mocksville Elementary | 300 | 34 | 334 |
| North Davie Middle | 158 | 31 | 189 |
| Pinebrook Elementary | 163 | 26 | 189 |
| Shady Grove Elementary | 101 | 12 | 113 |
| William R Davie Elementary | 215 | 37 | 252 |
| William Ellis Middle | 124 | 19 | 143 |
| South Davie Middle | 293 | 44 | 337 |

Leading Causes of Death in North Carolina 2013

Location: DAVIE

Race: all

Gender: both

Hispanic Origin: all (Hispanic, Non-Hispanic, and Unknown)

Age: 0 - 99 years

Note: Age 99 indicates age 99 years or older.

| Rank | Cause | Number | % |
|-----------------------------------|---|--------|-------|
| 1 | Cancer | 112 | 25.7 |
| 2 | Diseases of heart | 77 | 17.7 |
| 3 | Cerebrovascular diseases | 27 | 6.2 |
| 4 | Chronic lower respiratory diseases | 25 | 5.7 |
| 5 | Alzheimer's disease | 19 | 4.4 |
| 6 | Influenza and pneumonia | 18 | 4.1 |
| 7 | All other unintentional injuries | 15 | 3.4 |
| 8 | Intentional self-harm (suicide) | 10 | 2.3 |
| | Septicemia | 10 | 2.3 |
| 10 | Diabetes mellitus | 6 | 1.4 |
| | Motor vehicle injuries | 6 | 1.4 |
| | Nephritis, nephrotic syndrome and nephrosis | 6 | 1.4 |
| | All other causes (Residual) | 104 | 24.0 |
| Total Deaths -- All Causes | | 435 | 100.0 |

Source: State Center for Health Statistics, North Carolina

The top 10 leading causes of death for Davie County has switched up some since the 2011 report but out top 2 leading causes of death is still cancer and heart disease. Unfortunately, that hasn't changed.

Leading Causes of Death in North Carolina 2013

Location: ALL COUNTIES

Race: all

Gender: both

Hispanic Origin: all (Hispanic, Non-Hispanic, and Unknown)

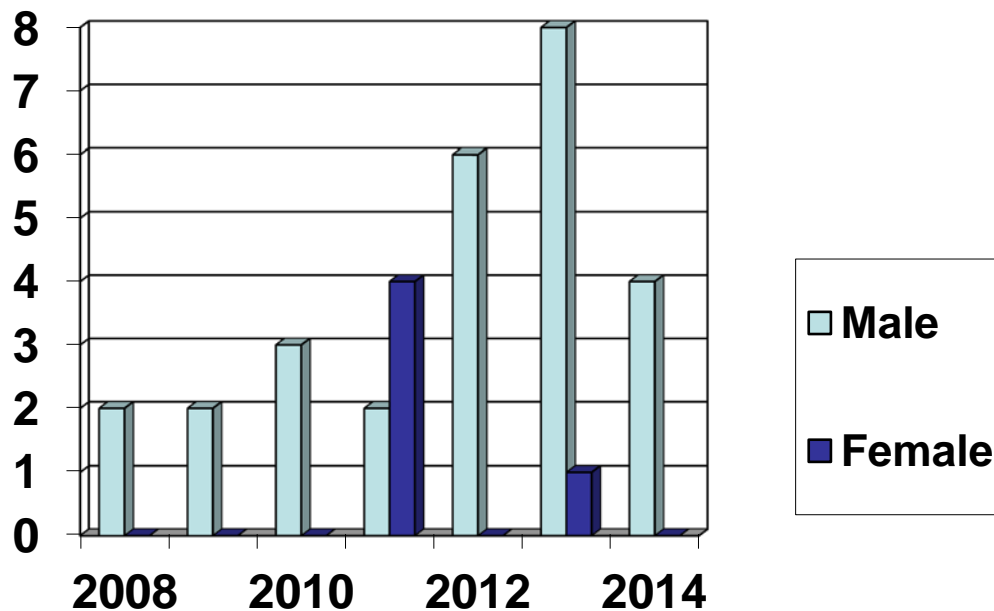
Age: 0 - 99 years

Note: Age 99 indicates age 99 years or older.

| Rank | Cause | Number | % |
|------|---|--------------|--------------|
| 1 | Cancer | 18615 | 22.3 |
| 2 | Diseases of heart | 17812 | 21.4 |
| 3 | Chronic lower respiratory diseases | 4989 | 6.0 |
| 4 | Cerebrovascular diseases | 4472 | 5.4 |
| 5 | All other unintentional injuries | 2948 | 3.5 |
| 6 | Alzheimer's disease | 2874 | 3.4 |
| 7 | Diabetes mellitus | 2400 | 2.9 |
| 8 | Influenza and pneumonia | 1930 | 2.3 |
| 9 | Nephritis, nephrotic syndrome and nephrosis | 1780 | 2.1 |
| 10 | Septicemia | 1484 | 1.8 |
| | All other causes (Residual) | 24013 | 28.9 |
| | Total Deaths -- All Causes | 83317 | 100.0 |

Source: State Center for Health Statistics, North Carolina

Suicide



Davie County had a rough year for suicide in 2012 and 2013. There were four suicides committed in 2014, which was an improvement from previous years but still too many deaths. Davie County has a Suicide Prevention Team that is gearing up in the year 2015 and a committee called Project Lazarus that works on prescription drug misuse and overdose that meet on a regular basis to combat these issues. Davie County has had a higher suicide rate than the national average for the past several years and this is a major issue for us. Hopefully with our efforts, we can tackle this unfortunate rate.

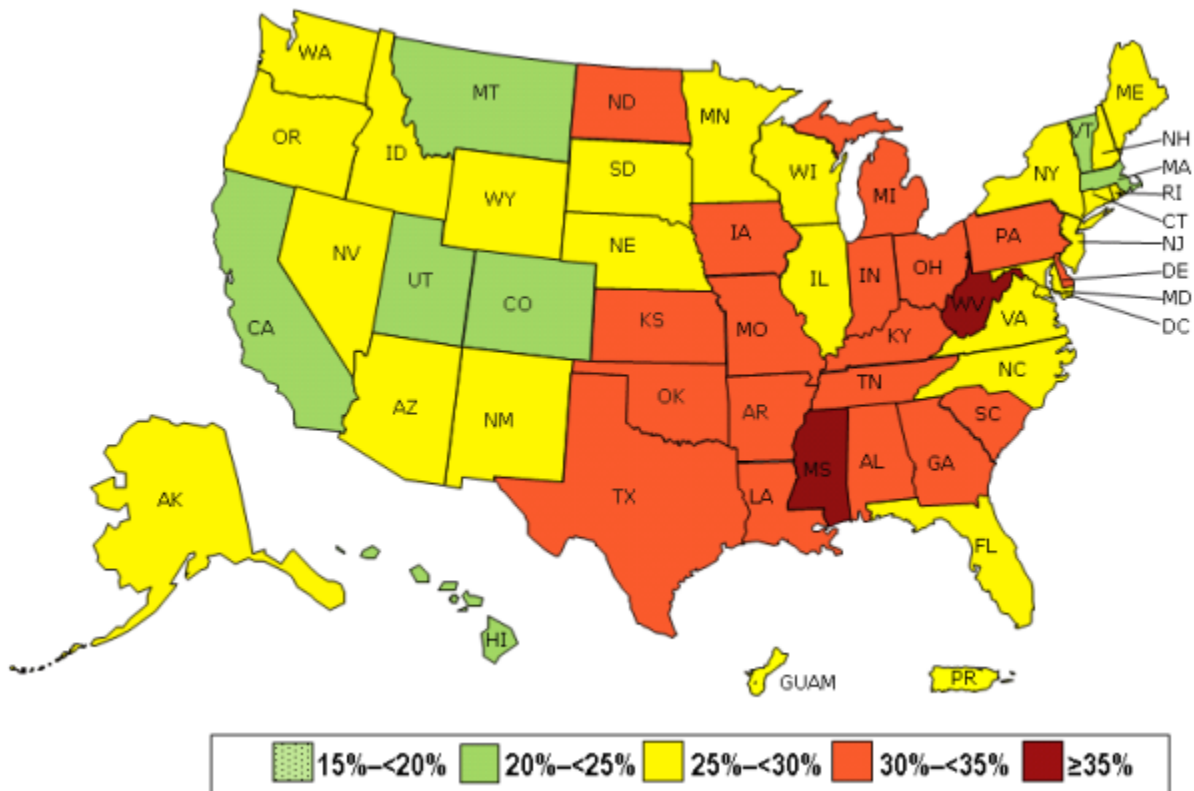
Information is from Davie County death certificates.

Obesity

According to the Eat Smart Move More North Carolina website, nearly two-thirds of all adults (65.7%) are overweight or obese and North Carolina ranks 5th worst in the United States for childhood obesity. Four of the leading ten causes of death in the United States are related to obesity.

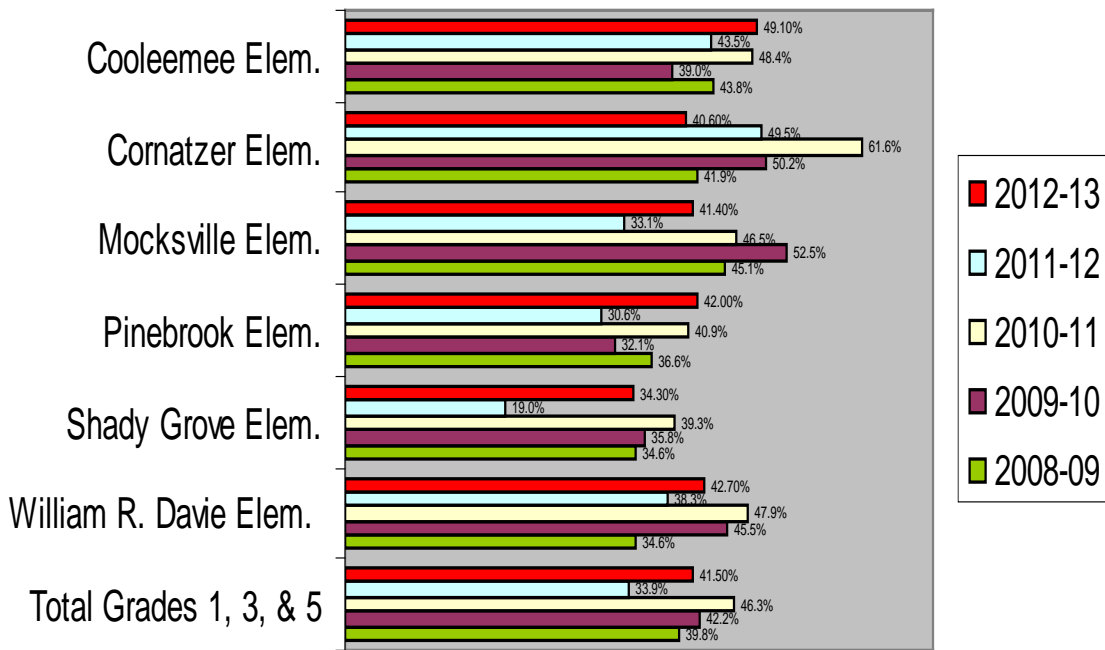
<http://www.eatsmartmovemorenc.com/ObesityInNC/ObesityInNC.html>

Obesity Percentages of Adult Persons

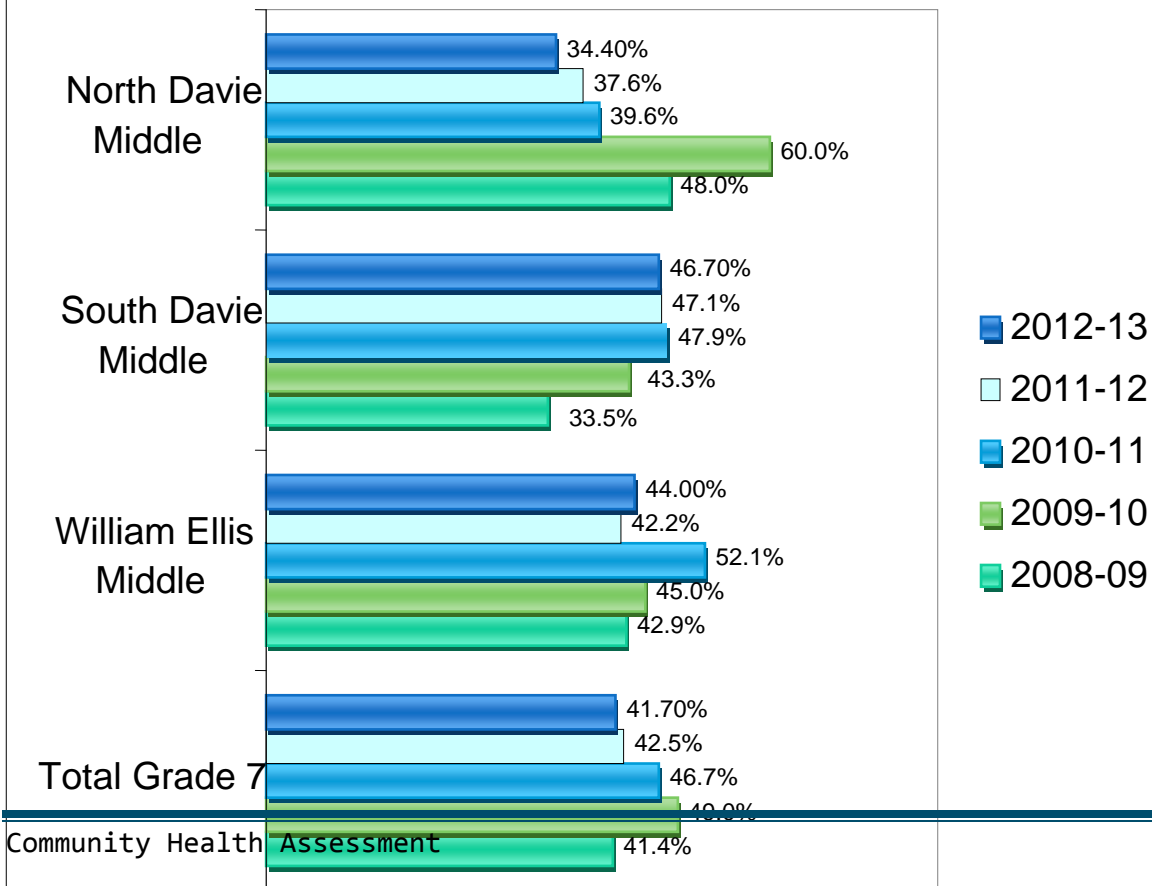


<http://www.cdc.gov/obesity/data/prevalence-maps.html>

BMI 85 or Greater Percentile - Elementary Schools



BMI 85 or Greater Percentile - Middle Schools



The school nurses have been checking Body Mass Index's (BMI) for all 1st, 3rd, 5th and 7th graders since 2008. The Davie County School system has really stepped up their regulations for nutrition and physical activity. Davie County has a School Health Advisory Council (SHAC) that meets on a regular basis to discuss child health with a huge focus on physical activity and nutrition.

Steps to Health 3rd Grade School program serves 3rd graders across North Carolina. The program consists of 9 sessions that are designed to educate and inspire young children to eat smart. Hands-on activities, games, and physical activity are incorporated into each lesson. Each 30-45 minute lesson includes a taste test of either a snack the student can make after-school or a healthy meal parents can make for dinner. All participants are awarded a certificate of participation at the completion of the program. Recipes and nutrition and physical activity handouts are sent home to the parents. Evaluation of the lessons includes a pre and post nutrition knowledge survey. <http://ncstepstohealth.ces.ncsu.edu>

Sexually Transmitted Diseases- January 2014-June 2014

| Chlamydia | Gonorrhea | Syphilis |
|-----------|-----------|----------|
| 72 | 21 | 0 |

HIV/AIDS

Our gonorrhea and syphilis rate has improved since our 2011 assessment. According to the N.C. Communicable Branch Surveillance Report, Davie County has had one report of AIDS and 2 reports of HIV since 2012.

Infant Mortality

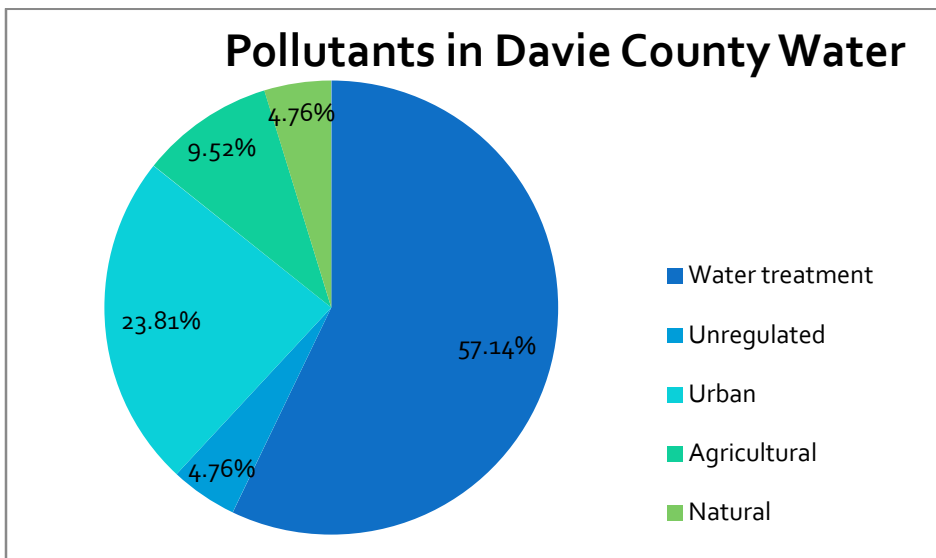
Per the 2013 North Carolina Infant Mortality Report, Davie County has a higher infant mortality rate than the state. Davie County's rate is 5.4 and the state rate is at 3.7. Our infant mortality rate has not improved since the 2011 assessment.

Oral Health

The Friendly Dental Van fortunately has been going to some of our elementary and middle schools. This van is able to provide comprehensive dental services to children who do not normally receive dental care. The

Friendly Dental Van provides, dental exams, cleaning, x-rays, sealents, cavity treatments and restoration of decayed teeth.

Environmental



Water Quality

The water quality of Davie County has been ranked 1,922 nationally out of 2,379 counties and serves a total of 29,796 citizens as of 2012. Studies have shown that Davie has a low amount of Environmental Protection Agency (EPA) violation and contaminates in the water compared to North Carolina and the Nation. The types of pollutants in the water is predominately cause fifty-seven percent by treatments put into the water and

twenty-four percent by urban factors. Other factors that pollute Davie water includes but not limited to agricultural factors, natural factors, and unregulated factors. The chemicals in Davie County's water can have an effect on the reproductive system, in children, in the blood, kidney, liver and nervous system and can also be related to cancer. For further information it can be found by going to Water Delivery at

http://www.water-delivery.org/WaterQuality/Davie_County/North_Carolina/ .

After reviewing data for air quality, lead poisoning and physical environment, nothing is standing out as abnormal.

Transportation

PART Express: PART Express is the regional bus system connecting the major cities of the Piedmont and bringing people from the outlying counties into the urban areas. 13 PART Express Routes are offered during weekdays with one Route running on the weekend. PART vehicles drive 1,202,331 revenue miles per year. There are 28 Park & Ride lots scattered across the Piedmont Triad. PART served 551,167 passenger trips in FY '12.

Source: <http://www.partnc.org>

Yveddi Transportation was organized in 1965. Yveddi is a private non-profit corporation funded through federal, state, county, governments, united fun agencies, and other resources. Yveddi is made of up volunteers and employees who provide services to Davie, Yadkin, Stokes, and Surry Counties. To be able to ride, you must call your county's dispatch number and describe your transportation need. The scheduler will enroll you and schedule your transportation. The main telephone number is 336-367-7251.

Source: <http://www.yveddi.com>

Access to Healthcare

Wake Forest Baptist Medical Center-Davie Hospital

The new Davie Medical Center offers orthopedics, cardiology, podiatry, neurology and an eye center. This new hospital sits on an 88-acre site right off of interstate 40. More beds should be available in 2016.

The new, state-of-the-art Emergency Department at Davie Medical Center is open 24/7 to serve Davie County and surrounding communities. The Emergency Department provides convenient, high-quality care for adults and children with injuries and sudden illnesses. The emergency department offers 16 private treatment rooms, 2 procedure rooms, full lab and advanced technology.

Source: <http://www.wakehealth.edu/Davie-Medical-Center/>

2011 North Carolina Cancer Incidence by Race and Gender
Per 100,000 Population
Age-Adjusted To the 2000 US Census

| Site | White Male | White Female | Minority Male | Minority Female | Total |
|-----------------|------------|--------------|---------------|-----------------|-------|
| Prostate | 5,034 | - | 1902 | - | 7,062 |
| Lung & Bronchus | 3301 | 2,618 | 814 | 561 | 7,310 |
| Colon & Rectum | 1574 | 1,432 | 470 | 480 | 3,971 |
| Other | 1,322 | 1,262 | 295 | 348 | 3,251 |
| Bladder | 1,305 | 438 | 164 | 80 | 1,997 |

Source: NC State Center for Health Statistics

Peer County Data

| 2007-2011 | Yadkin | Davie | Dare | Person | Transylvania |
|------------------------------|--------|-------|-------|--------|--------------|
| Live births-Low birth weight | 10.5 | 8 | 7 | 9.7 | 8.3 |
| Infant Deaths | 7.8 | 5.7 | 5.6 | 6.6 | 6.2 |
| Child Deaths | 63 | 32.7 | 66 | 73.8 | 62.3 |
| Death by Heart Disease | 189.8 | 157.8 | 182.4 | 197.4 | 160.3 |
| All Cancers | 190.7 | 168.5 | 168.1 | 207 | 144.6 |
| Prostate Cancer | 167.3 | 135.2 | 134.5 | 148.8 | 155.8 |
| Homicide | 4.2 | 4.8 | 2.5 | 8.7 | 5.5 |
| Suicide | 13 | 17.3 | 12.6 | 14.5 | 17.6 |
| # of Primary care physicians | 3.9 | 4.6 | 8.8 | 4.3 | 9.9 |
| # dentist | 1.8 | 2.9 | 5.8 | 2.3 | 3 |

Source: NC State Center for Health Statistics-County Level Trend Data

Davie County compares very closely to its peer counties. According to the data, Davie County has the lowest death by heart disease rate when compared to the other counties. Unfortunately, Davie County has the second highest rate for Suicide.

2013 Teen Pregnancies

Number of pregnancies among 15-19-year-old girls:

Teen pregnancy rate per 1,000 15-19-year-old girls:

Teen pregnancy rates by race/ethnicity

African American: *

Hispanic: *

White: 28.7

Teen pregnancy rates by age

15-17-year-olds:

18-19-year-olds:

Number of pregnancies among 15-17-year-old girls:

Number of pregnancies among 18-19-year-old girls:

Percent of Repeat Pregnancies:

Teen birth rate per 1,000 15-19-year-old girls:

Source: Adolescent Pregnancy Prevention Campaign of North Carolina, State Center for Health Statistics

*Rates based on small numbers (<20 pregnancies) are unstable and not provided. Updated October 2014.

Diabetes

2012 North Carolina Hospital Discharges with a Primary Diagnosis of Asthma-Numbers and Rates per 100,000 by County of Residence: All ages and ages 0-14

| County | Total # | Total Rate | # Ages 0-14 | Rate Ages 0-14 |
|--------|---------|------------|-------------|----------------|
| Davie | 33 | 79.6 | 5 | 65.5 |

Age-Adjusted Diabetes Death Rates per 100,000 Residents

| Year | 1997-2001 | 2002-2006 | 2007-2011 |
|----------------|-----------|-----------|-----------|
| North Carolina | 22.0 | 27.0 | 29.2 |
| Davie County | 21.5 | 29.9 | 31.1 |

Diabetes has moved from 9th to 10th place from the 2011 assessment to now. The Davie County Health Department has been offering a program called Diabetes Self Management Education for the last 6 years.

This program is for people with diabetes or who have co-morbidity such as renal disease and/or heart disease, gestational diabetes etc. The program begins with a 1 on 1 assessment. The Registered Dietitian (RD) performs about health measures during the assessment. Behaviors are discussed; such as: frequency of blood sugar checks, exercise, feet checking, tobacco use, and preventive health visits, etc. The second part of this program is a 2 (4 hour) or a one- on- one class. The class includes information about how the body uses food, care of the body, being active, and monitoring blood sugar, etc. Patient materials are provided during class. A post assessment will be done after approximately 3 months and this gages how well participants are managing diabetes. The RD places phone calls to patient as need. At one year, the RD will follow up with the patient to check on progress and personal goals. A 2-hour refresher course will be offered. This course is offered for those who have Medicare, Medicaid, self-pay (sliding fee scale), or private insurance. This program is for all ages.

Disparities in Secondary Data

Our biggest group of individuals living below the poverty level is families with no husband present with related children under the age of 18. With this particular obesity disparity, the health department, Storehouse for Jesus, Social Services, Dragonfly House, and other agencies are trying our best to educate and help those in need. All agencies try to educate families on their safety, health, and day to day functionalities. We have a total of 2,878 kids on free or reduced lunch in the school system. Our school nutrition department and School Health Advisory Council (SHAC) work hard to make sure that the kids are eating as healthy as possible at school, have food over the weekend and throughout the summer. The school system sends health and nutrition information to parents routinely in hopes to educate and show the importance of health and nutrition.

All three priorities; cancer, heart disease, and physical activity can affect all ages. Davie County's top two leading causes of death is cancer and heart disease which is primarily middle-aged individuals and seniors. We will focus on those ages for those priorities. We will focus on all ages for the obesity priority since obesity is prevalent in all ages.

Davie County has the second highest suicide rate when compared with our peer counties. This disparity identifies middle-aged white men as the individuals who primarily commit suicide and that sex and age will be our main target. We are currently partnering with several agencies to focus on this topic and “make a lot of noise” about suicide.

Crime

| Year | Index Rate | Violent Rate | Property Rate | Murder Rate | Rape Rate | Robbery Rate | Assault Rate | Burglary Rate | Larceny Rate | MVT Rate | Arson Rate |
|------|------------|--------------|---------------|-------------|-----------|--------------|--------------|---------------|--------------|----------|------------|
| 2004 | 2,876.1 | 228.7 | 2,647.5 | 2.8 | 13.8 | 38.6 | 173.6 | 757.6 | 1,688.8 | 201.1 | 13.8 |
| 2005 | 2,573.7 | 221.7 | 2,352.1 | | 32.4 | 18.9 | 170.3 | 729.9 | 1,473.4 | 148.7 | 13.5 |
| 2006 | 2,806.8 | 226.4 | 2,580.4 | 2.6 | 13.2 | 26.3 | 184.3 | 779.4 | 1,664.1 | 136.9 | 10.5 |
| 2007 | 3,187.5 | 211.0 | 2,976.5 | 12.9 | 5.1 | 18.0 | 174.9 | 1,330.0 | 1,507.6 | 138.9 | 15.4 |
| 2008 | 2,510.3 | 149.5 | 2,360.9 | 5.1 | 17.7 | 30.4 | 96.3 | 744.7 | 1,499.6 | 116.5 | 7.6 |
| 2009 | 2,322.6 | 207.5 | 2,115.1 | | 12.5 | 27.5 | 167.5 | 652.5 | 1,335.0 | 127.5 | 15.0 |
| 2010 | 2,526.2 | 223.2 | 2,303.1 | 2.5 | 34.3 | 19.6 | 166.8 | 657.3 | 1,505.9 | 139.8 | 4.9 |
| 2011 | 2,612.9 | 195.5 | 2,417.4 | 2.5 | 19.8 | 14.8 | 158.4 | 784.4 | 1,546.5 | 86.6 | 9.9 |
| 2012 | 2,552.0 | 177.4 | 2,374.6 | 2.5 | 19.7 | 27.1 | 128.1 | 766.1 | 1,529.7 | 78.8 | 7.4 |
| 2013 | 2,279.3 | 165.3 | 2,114.0 | | 22.2 | 39.5 | 103.6 | 693.2 | 1,339.5 | 81.4 | 4.9 |

N.C. Department of Justice

Appendix B-Community Resource Guide

Some rates have improved; some have gotten worse and have stayed the same. We have a Juvenile Crime Prevention Council, Mocksville Police Department, Sheriff's Department and Cooleemee Police Department to tackle these issues.

| | Facility Name | Address | Telephone |
|-----------------|-----------------------------------|---|--------------|
| Public Services | Davidson County Community College | 1205 Salisbury Road Mocksville, NC 27028 | 336-751-0558 |
| | PART Transportation | | 336-622-0002 |
| | YVEDDI Transportation | 622 North Main Church Road Mocksville, NC 27028 | 336-751-2187 |
| | Storehouse for Jesus | 675 East Lexington Road Mocksville, NC 27028 | 336-753-1431 |
| | Smart Start | 1278 Yadkinville Road Mocksville, NC 27028 | 336-751-2113 |
| | Head Start | 819 Dulin Road Mocksville, NC 27028 | 336-998-1831 |
| | | 7131 HWY 801S | 336-284-6066 |
| | Senior Services | 278 Meroney Street Mocksville, NC 27028 | 336-753-6230 |
| | Davie Family YMCA | 295 Cemetery Street Mocksville, NC 27028 | 336-751-9622 |
| | Gym 365 | 377 Hospital Street Mocksville, NC 27028 | 336-753-6365 |

| | | | |
|----------|---|---|----------------|
| | | 5403 US Hwy 158 Advance, NC 27006 | 336-998-6365 |
| | Davie County Social Services | 228 Hospital Street Mocksville, NC 27028 | 336-751-8800 |
| | Fresh Produce Stands | Mocksville, NC/Farmington, NC | |
| | Davie County Group Home | 785 Sanford Road Mocksville, NC 27028 | 336-751-5014 |
| | Sheriff's Department | 140 South Main Street Mocksville, NC 27028 | 336-751-6238 |
| | Mocksville Police Department | 278 North Main Street Mocksville, NC 27028 | 336-751-6231 |
| | Davie County Law Enforcement Association | 370 Dalton Road Mocksville, NC 27028 | 336-998-4043 |
| | Davie County Public Library | Cooleemee Shopping Center Cooleemee, NC 27014 | 336-284-2805 |
| | | 371 North Main Street Mocksville, NC 27028 | 336-753-6030 |
| | United Way-Davie | 622 North Main Street Suite 211 Mocksville, NC 27028 | 336-751-0313 |
| | Domestic Violence and Rape Crisis Center | 123 South Main Street Mocksville, NC 27028 | 336-751-4357 |
| | Dragonfly House Children's Advocacy Center | 161 E. Lexington Road Mocksville, NC 27028 | 336-753-6155 |
| | Davie County Solid Waste/Recycling | 360 Dalton Road Mocksville, NC 27028 | 336-998-6467 |
| | Rich Park | Cemetery Street Mocksville, NC 27028 | 336-751-2325 |
| | Tennis Courts | South Davie Middle School | |
| | | Davie County High School | |
| | | Fork | |
| | | Rich Park | |
| | | Farmington Community Center | |
| | Davie Detention Center | 135 Green Street Mocksville, NC 27028 | 336-753-6645 |
| | Cooperative Extension-Davie County | 180 South Main Street Mocksville, NC 27028 | 336-753-6100 |
| | Mocksville/Davie Parks and Recreation | 644 North Main Street Mocksville, NC 27028 | 336-753-2325 |
| | Big Brothers Big Sisters | 854 Valley Road Mocksville, NC 27028 | 336-751-9906 |
| | Buckle Up Davie at DCHD | 210 Hospital Street Mocksville, NC 27028 | 336-753-6750 |
| | Curves | 375 Hospital Street Mocksville, NC 27028 | 336-753-2348 |
| | | 5539 US Hwy 158 Advance, NC 27006 | 336-940-4200 |
| | Davie County Family Services | 773 Sanford Ave. Mocksville, NC 27028 | 336-751-4510 |
| | RHA | 119 West Depot St Mocksville, NC 27028 | 336-751-5636 |
| | Department of Veteran's Services | 277 Meroney St. Mocksville, NC 27028 | 336-753-6225 |
| | Davie County Employment Security Commission | 375 Hospital St. Suite 101 Mocksville, NC 27028 | 336-751-3315 |
| | American Consumer Credit Counseling | http://www.consumercredit.com/ | 1-800-769-3571 |
| | Better Buisness Bureau of NC | http://nwnc.bbb.org | 1-800-777-8348 |
| | NC State Attorney and Protection Agency | http://www.ncdoj.gov/consumer.aspx | 919-716-6000 |
| | Carolina Poison Control | http://www.ncpoisoncenter.org/ | 1-800-222-1222 |
| | Crisis Line (336-751-HELP) | http://www.daviecountync.gov/index.aspx?NID=92 | 336-751-4357 |
| Churches | Chinquion Grove Baptist Church | 4462 NC Hwy 801 North Mocksville, NC 27028 | 336-998-3362 |
| | Cornerstone Christian Church | 1585 Hwy 801 Mocksville, NC 27028 | 336-998-0600 |
| | Evangelical Church | 819 Greenhill Road Mocksville, NC 27028 | 336-492-2869 |

| | | |
|---|--|--------------|
| Jericho Church of Christ | 124 Davie Academy Road Mocksville, NC 27028 | 336-492-5291 |
| Rescue House Church | 653 Wilkesboro Street Mocksville, NC 27028 | 336-753-1390 |
| Liberty AME Zion Church | 271 Gladstone Road Mocksville, NC 27028 | 336-284-2508 |
| Life Community Church | 170 Duard Reavis Road Mocksville, NC 27028 | 336-492-6512 |
| Mainville AME Zion Church | 165 Main Church Road Mocksville, NC 27028 | 336-751-9146 |
| Mocks United Methodist Church | 523 Beauchamp Road Advance, NC 27006 | 336-998-1335 |
| New Jerusalem Apostolic | 291 Campbell Road Mocksville, NC 27028 PO Box 334 | 336-751-0049 |
| Mt Sinai AME Zion Church | 482 Peoples Creek Road Advance, NC 27006 | 336-998-6231 |
| Smith Grove AME Zion | 3707 US Hwy 158 Mocksville, NC 27028 | 336-998-9544 |
| Refuge Community Church | 137 Marginal Street Cooleemee, NC 27014 | 336-284-2278 |
| The Episcopal Church of the Ascension at Fork | 183 Fork Bixby Road Advance, NC 27006 | 336-998-0857 |
| Advance First Baptist Church | 1938 NC Hwy 801 South Advance, NC 27006 | 336-998-6302 |
| Bear Creek Baptist Church | 492 Bear Creek Church Road Mocksville, NC 27028 | 336-492-7456 |
| Blaise Baptist Church | 134 Blaise Church Road Mocksville, NC 27028 | 336-751-3639 |
| Boxwood Baptist Church | 299 Boxwood Baptist Church Road Mocksville, NC 27028 | 336-284-4360 |
| Bread of Life Baptist Church | 4557 NC Hwy 801 North Mocksville, NC 27028 | 336-998-6390 |
| Calahaln Friendship Baptist Church | 470 Calahaln Road Mocksville, NC 27028 | 336-492-2266 |
| Calvary Baptist Church | 2165 Davie Academy Road Mocksville, NC 27028 | 336-492-5334 |
| Calvary Baptist Church | 1663 US Hwy 601 South Mocksville, NC 27028 | 336-751-6300 |
| Calvary Baptist Church | 155 Commerce Drive Advance, NC 27006 | 336-998-1489 |
| Cedar Creek Baptist Church | 711 Cedar Creek Road Mocksville, NC 27028 | 336-998-8191 |
| Cedar Grove Baptist Church | 307 Cedar Creek Church Road Mocksville, NC 27028 | 336-940-5632 |
| Community Baptist Church | 612 Gladstone Road Mocksville, NC 27028 | 336-284-2779 |
| Cornatzer Baptist Church | 1372 Cornatzer Road Mocksville, NC 27028 | 336-998-4399 |
| Davie Baptist Church | 1489 Fork Bixby Road Advance, NC 27006 | 336-998-2771 |
| Dutchman Creek Baptist Church | 5723 NC Hwy 801 South Mocksville, NC 27028 | 336-998-8855 |
| Eaton Baptist Church | 430 Eaton's Church Road Mocksville, NC 27028 | 336-998-3746 |
| Fairfield Baptist Church | 164 Excalibur Lane Mocksville, NC 27028 | 336-751-0169 |
| Farmington Baptist Church | 1835 Farmington Road Mocksville, NC 27028 | 336-998-3826 |
| Fellowship Baptist Church | 1084 Rainbow Road Advance, NC 27006 | 336-998-6544 |
| First Baptist Church | 412 North Main Street Mocksville, NC 27028 | 336-751-5312 |
| Fork Baptist Church | 3140 US Hwy 64 East Mocksville, NC 27028 | 336-998-8306 |
| Freedom Baptist Church of Davie County | 118 Cornatzer Road Mocksville, NC 27028 | 336-998-5294 |
| Greater Mt Moriah Missionary Baptist Church | 2076 US Hwy 601 South Mocksville, NC 27028 | 336-753-1273 |
| Hillsdale Baptist Church | 4815 US Hwy 158 Advance, NC 27006 | 336-940-6618 |
| Hope Baptist Tabernacle | 2408 US Hwy 158 Mocksville, NC 27028 | 336-998-3616 |
| Ijames Baptist Church | 1038 Ijames Church Road Mocksville, NC 27028 | 336-492-5265 |
| Jerusalem Baptist Church | 3203 US Hwy 601 South Mocksville, NC 27028 | 336-284-2328 |
| New Bethel Baptist Church | 585 Boxwood Church Road Mocksville, NC 27028 | 336-284-2990 |
| New Shepard Baptist Church | 108 Wall Street Cooleemee, NC 27014 | 336-284-4143 |
| Shiloh Baptist Church | 544 East Depot Street Mocksville, NC 27028 | 336-751-0597 |

| | | | |
|---|--|---|--------------|
| Chur ches | Yadkin Valley Baptist Church | 1324 Yadkin Valley Road Advance, NC 27006 | 336-998-7230 |
| | Edgewood Baptist Church | 7483 NC Hwy 801 South Mocksville, NC 27028 | 336-284-2593 |
| | First Baptist Church | 284 Marginal Street Cooleemee, NC 27014 | 336-284-2626 |
| | Green Meadows Baptist Church | 1646 NC Hwy 801 North Mocksville, NC 27028 | 336-998-3022 |
| | St Frances of Assisi Catholic Church | 862 Yadkinville Road Mocksville, NC 27028 | 336-751-2973 |
| | North Main Church of Christ | 605 North Main Street Mocksville, NC 27028 | 336-751-2866 |
| | Redland Church of Christ | 4302 US Hwy 158 Advance, NC 27006 | 336-998-3918 |
| | Christ Temple Church of God | Advance, NC 27006 | 336-998-3959 |
| | Mocksville Church of God | 862 US Hwy 64 East Mocksville, NC 27028 | 336-751-0817 |
| | Clement Grove Church of God | 159 Parker Road Mocksville, NC 27028 | 336-492-5125 |
| | Church of God Prophecy NC Hwy | 601 South Mocksville, NC 27028 | 336-284-2935 |
| | Holy Cross Lutheran Church | 1913 US Hwy 601 South Mocksville, NC 27028 | 336-751-5419 |
| | Advance Methodist Church | 1911 NC Hwy 801 South Advance, NC 27006 | 336-998-0199 |
| | Center United Methodist Church | 728 Wilkesboro Street Mocksville, NC 27028 | 336-492-5853 |
| | Chestnut Grove United Methodist Church | 2812 US Hwy 601 North Mocksville, NC 27028 | 336-492-5659 |
| | Dulin United Methodist Church | 897 Dulin Road Mocksville, NC 27028 | 336-998-5409 |
| | Elbaville United Methodist Church | 2595 NC Hwy 801 South Advance, NC 27006 | 336-998-6111 |
| | Farmington Methodist Church | 1939 Farmington Road Mocksville, NC 27028 | 336-998-7550 |
| | Fulton United Methodist Church | 3689 NC Hwy 810 South Advance, NC 27006 | 336-998-8117 |
| | Hardison United Methodist Church | 1630 Jericho Church Road Mocksville, NC 27028 | 336-751-5630 |
| | Hillsdale United Methodist Church | 5018 US Hwy 158 Advance, NC 27006 | 336-998-4020 |
| | Liberty United Methodist Church | 141 Liberty Circle Mocksville, NC 27028 | 336-284-2914 |
| | Piney Grove United Methodist Church | 376 Underpass Road Advance, NC 27006 | 336-998-7316 |
| | Salem United Methodist Church | 169 Salem Church Road Mocksville, NC 27028 | 336-492-7483 |
| | Smith Grove Methodist Church | 3492 US Hwy 158 Mocksville, NC 27028 | 336-998-7275 |
| | Bethlehem United Methodist Church | 321 Redland Road Advance, NC 27006 | 336-998-5083 |
| | Concord United Methodist Church | 5882 NC Hwy 801 South Mocksville, NC 27028 | 336-998-2429 |
| | Cooleemee United Methodist Church | 197 Main Street Cooleemee, NC 27014 | 336-284-6135 |
| | Cornatzer United Methodist Church | 1244 Cornatzer Road Mocksville, NC 27028 | 336-998-0687 |
| | First United Methodist Church | 310 North Main Street Mocksville, NC 27028 | 336-751-2503 |
| | Wesley Chapel United Methodist Church | Pino Road Advance, NC 27006 | 336-998-2264 |
| | Macedonia Moravian Church | 700 NC Hwy 801 North Advance, NC 27006 | 336-998-6492 |
| | Eagle Heights Church | 852 US Hwy 64 West Mocksville, NC 27028 | 336-753-8384 |
| Jehovah's Witnesses | 1304 County Home Road Mocksville, NC 27028 | 336-751-6142 | |
| Faith and Victory Family Worship Center | 1687 US Hwy 601 North Mocksville, NC 27028 | 336-751-4611 | |
| New Resurrection Life Christian Center | 104 East Depot Street Mocksville, NC 27028 | 336-753-1148 | |
| Redland Pentecostal Church | 137 Baltimore Road Advance, NC 27006 | 336-998-2014 | |
| Cooleemee Presbyterian Church | 139 Watt Street Cooleemee, NC 27014 | 336-284-4648 | |
| First Presbyterian Church of Mocksville | 261 South Main Street Mocksville, NC 27028 | 336-751-2507 | |
| Second Presbyterian Church | 400 Pine Street Mocksville, NC 27028 | 336-751-1410 | |
| Bixby Presbyterian Church | 1806 Fork Bixby Road Advance, NC 27006 | 336-998-6813 | |
| Seventh Day Adventist Church | 407 Milling Road Mocksville, NC 27028 | 336-751-3886 | |

| | | |
|-----------------------------------|--|--------------|
| Liberty Wesleyan Church | 2106 Sheffield Road Mocksville, NC 27028 | 336-492-2963 |
| St John AME Zion Methodist Church | 145 Campbell Road Mocksville, NC 27028 | 336-751-5245 |
| True Light Christian Ministries | 1901 Underpass Road Advance, NC 27006 | 336-998-9679 |

| | | | |
|---------|-----------------------------|--|--------------|
| Schools | Davie County High School | 1200 Salisbury Road Mocksville, NC 27028 | 336-751-5905 |
| | Early College | 1211 Salisbury Road Mocksville, NC 27028 | 336-753-0888 |
| | Central Davie Academy | 160 Campbell Road Mocksville, NC 27028 | 336-751-5712 |
| | South Davie Middle School | 700 Hardison Street Mocksville, NC 27028 | 336-751-5941 |
| | North Davie Middle School | 497 Farmington Road Mocksville, NC 27028 | 336-998-5555 |
| | William Ellis Middle School | 144 William Ellis Drive Advance, NC 27006 | 336-998-2007 |
| | Pinebrook Elementary | 477 Pinebrook School Road Mocksville, NC 27028 | 336-998-3868 |
| | Shady Grove Elementary | 3179 Cornatzer Road Advance, 27006 | 336-998-4719 |
| | William R. Davie Elementary | 3437 US Hwy 601 N Mocksville, NC 27028 | 336-492-5421 |
| | Cooleemee Elementary | 136 Marginal Street Cooleemee, NC 27014 | 336-284-2581 |
| | Cornatzer Elementary | 552 Cornatzer Road Mocksville, NC 27028 | 336-940-5097 |
| | Mocksville Elementary | 295 Cemetery Street Mocksville, NC 27028 | 336-751-2740 |

| | | | |
|-------------------------|--|--|--------------|
| Healthcare | Davie Kidney Center | 190 Interstate Drive Mocksville, NC 27028 | 336-753-1712 |
| | Alcoholics Anonymous | 310 North Main St. Mocksville, NC 27028 | 336-751-2503 |
| | Narcotics Anonymous | 390 North Main St. Mocksville, NC 27028 | 336-751-5312 |
| | Davie County Hospital | 223 Hospital Street Mocksville, NC 27028 | 336-751-8100 |
| | Diabetes Management Program | 210 Hospital Street Mocksville, NC 27028 | 336-753-6178 |
| | Rescue Squad | 112 Westside Drive Mocksville, NC 27028 | 336-751-0808 |
| | Hospice and Palliative Care | 377 Hospital Street Suite 103 Mocksville, NC 27028 | 336-753-0212 |
| | Davie Medical Equipment | 959 Salisbury Road Mocksville, NC 27028 | 336-751-4288 |
| | Triumph | 117 West Depot Street Mocksville, NC 27028 | 336-751-5636 |
| | Family Services | 773 Sanford Ave Mocksville, NC 27028 | 336-751-4510 |
| | Davie County Health Department | 210 Hospital Street Mocksville, NC 27028 | 336-753-6750 |
| | Davie County Home Health | 642 Wilkesboro Street Mocksville, NC 27028 | 336-753-6200 |
| | Davie Pregnancy Care Center | 129 East Depot Street Mocksville, NC 27028 | 336-753-4673 |
| | Emergency Medical Services | 114 Dr. Slate Drive Mocksville, NC 27028 | 336-753-6160 |
| | Caret Counseling Center of Davie County | 412 North Main Street Mocksville, NC 27028 | 336-751-2041 |
| | Autumn Care of Mocksville | 1007 Howard Street Mocksville, NC 27028 | 336-751-3535 |
| | Bermuda Commons Nursing and Rehabilitation | 316 NC Hwy 801 South Advance, NC 27006 | 336-998-0240 |
| | Davie Place | 337 Hospital Street, Ext. Mocksville, NC 27028 | 336-751-2175 |
| | Milling Manor | 253 Milling Road Mocksville, NC 27028 | 336-751-3276 |
| | Somerset | 150 Ken Dwiggin Drive Mocksville, NC 27028 | 336-751-1209 |
| | Cedar Rock | 181 Polaris Drive Mocksville, NC 27028 | 336-753-1042 |
| | Wake Forest Baptist Health Care Center | 1188 Yadkinville Road Mocksville, NC 27028 | 336-753-1555 |
| Davie Dermatology | 108 Dornach Way Advance, NC 27028 | 336-940-2407 | |
| Advance Pediatrics | 114 Kinderton Blvd. Advance, NC 27006 | 336-998-9742 | |
| Davie Internal Medicine | 100 Ridgeview Drive Mocksville, NC 27028 | 336-751-3441 | |

| | | |
|---|--|--------------|
| Family Care Center | 101 Wilkesboro Street Mocksville, NC 27028 | 336-753-0800 |
| Hillsdale Family Practice | Advance, NC 27028 P.O. Box 259 | 336-713-2290 |
| Medical Associates of Davie | 485 Valley Road Mocksville, NC 27028 | 336-751-8000 |
| Medical Associates of Davie at Hillsdale | 121 Medical Drive Advance, NC 27006 | 336-998-9060 |
| Mocksville Pediatrics | 113 Market Place Drive Mocksville, NC 27028 | 336-753-8244 |
| Piedmont HealthCare | 375 Hospital Street Mocksville, NC 27028 | 336-751-2121 |
| Marlin Chiropractic | 854 Valley Road Suite 200 Mocksville, NC 27028 | 336-753-1447 |
| Chiropractic Research Institute | 107 B Gleneagles Way Advance, NC 27006 | 336-940-2924 |
| Davie Chiropractic Clinic | 501 Wilkesboro Street Mocksville, NC 27028 | 336-751-2512 |
| Corvan Chiropractic | 375 Hospital Street Suite 100 Mocksville, NC 27028 | 336-753-0056 |
| Williams Chiropractic | Advance & Bermuda Run | 336-712-1000 |
| Advance Family and Sports Medicine | 169 Yadkin Valley Road Advance, NC 27006 | 336-940-2659 |
| Davie Allergy and Asthma Clinic | 108 Domach Way Suite 200 Advance, NC 27006 | 336-998-3833 |
| Digestive Health | 112 Kinderton Blvd. Suite 100 Advance, NC 27006 | 336-768-6211 |
| Davie Discount Drug | 141 Marginal Street Cooleemee, NC 27014 | 336-284-2537 |
| Foster Drug Company | 495 Valley Road Mocksville, NC 27028 | 336-751-2141 |
| Rite Aid Pharmacy | 260 NC Hwy 801 N Advance, NC 27006 | 336-998-6434 |
| CVS Pharmacy | 110 NC 801 Advance, NC | 336-940-6870 |
| Walgreens Drug Store | 5322 US Hwy 158 Advance, NC 27006 | 336-940-5515 |
| Walmart Pharmacy | 261 Cooper Creek Drive Mocksville, NC 27028 | 336-751-1340 |
| Walgreens Pharmacy | 901 Yadkinville Road Mocksville, NC 27028 | 336-751-2499 |
| Carolina Center for Eye Care | 5380 US Hwy 158 Suite 100 Advance, NC 27006 | 336-940-2015 |
| Mocksville Vision Center | 198-B Hospital Street Mocksville, NC 27028 | 336-751-5734 |
| Ronald Gantt, OD | 101 Wilkesboro Street Mocksville, NC 27028 | 336-751-2726 |
| Charles Trumba, OD | 261 Cooper Creek Drive Mocksville, NC 27028 | 336-751-0050 |
| Kevin Armbrrecht, DDS | 330 Hospital Street Mocksville, NC 27028 | |
| Jeffrey Billings, DDS | 145 Marginal Street Cooleemee, NC 27014 | 336-284-2595 |
| | 188 Hospital Street Mocksville, NC 27028 | 336-751-3305 |
| Thomas Browder, DDS | 5380 US Hwy 158 Suite 200 Advance, NC 27006 | 336-998-9988 |
| Todd Carter, DDS | 123 NC Hwy 801 S Suite C-100 Advance, NC 27006 | 336-940-2342 |
| Hillsdale Dental Adam Dorsett, DDS Jason Moore, DDS | 127 Royal Troon Lane Advance, NC 27006 | 336-998-2427 |
| Family Denistry | Hwy 801 & Yadkin Valley Road Advance, NC 27006 | 336-998-1076 |
| Paul Mighion, DDS | 198 Hospital Street Mocksville, NC 27028 | 336-751-2364 |
| Vocational Rehabilitation | 377 Hospital St. Suite 100 Mocksville, NC 27028 | 336-751-0558 |
| The American Red Cross | 690 Coliseum Drive Winston-Salem, NC 27106 | 336-751-0511 |
| Davie Medical Center | 329 NC 801 Advance, NC 27006 | 336-998-1300 |
| Family and General Dentistry Gary Prillaman, DDS | 118 Hospital Street Mocksville, NC 27028 | 336-751-6289 |

Our community survey results look a lot like our 2011 community survey results. The majority of the people who completed the survey were white females between the ages of 45-54. Majority of the people have their bachelor degree, get the recommended amount of exercise and eat the recommended amount of fruits and vegetables. The majority of people said that they were; up-to-date on their immunizations, gets an annual flu shot, goes to the doctor and dentist regularly. Majority of people also said that they are up-to-date on their medical exams. Most people think they're somewhat prepared for a large-scale disaster or emergency, receive most of their information from television, and would prefer to receive important county information by telephone. When asked what they believe is the biggest substance abuse problem in the county, most people didn't know and people would recommend that a suicidal friend or family member should seek health with a private counselor or therapist. That answer is different from the 2011 results. In 2011 people reported that they didn't know who to refer a suicidal person to. Hopefully, our county has done a lot of educating on this

topic since 2011. A hot county topic in recent years has been about a recreation bond and a new high school. During this survey, the question was asked; what would you like to see done with the 5 million dollar recreation bond, if it passes. The majority of people said they would like to see more public swimming pools. I wish we could have completed more Spanish surveys. These survey answers will come in handy for our local committees and stakeholders.